Notas por Turma

10 1 (VF)

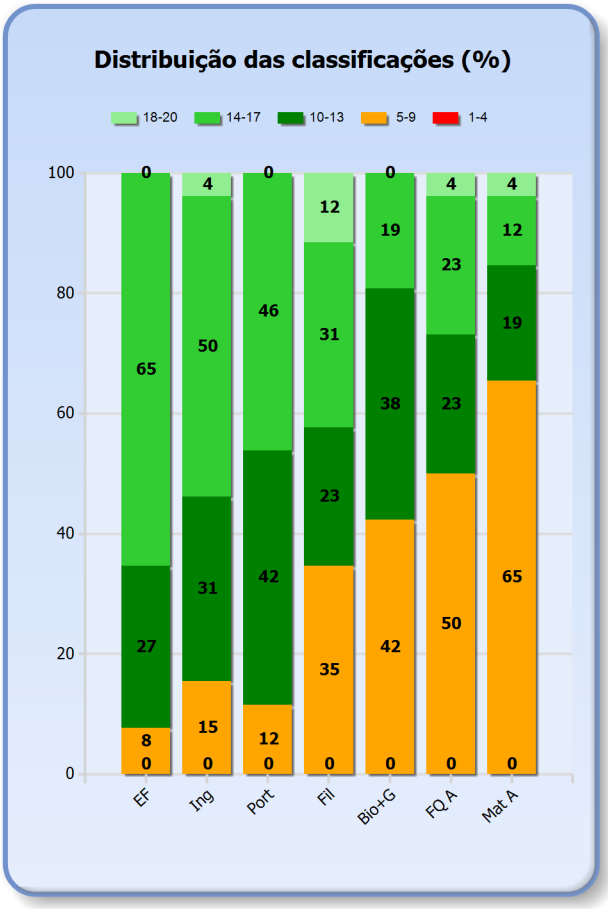

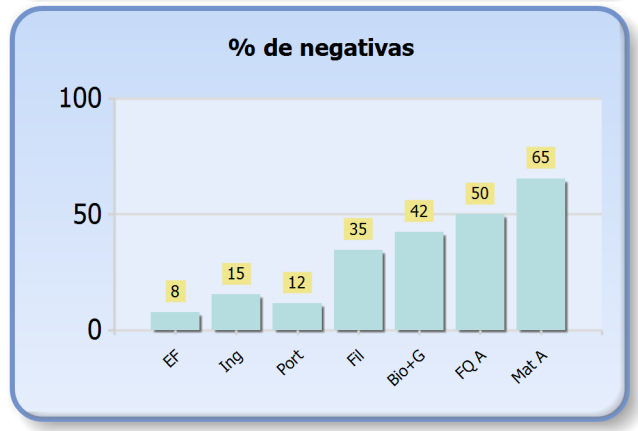

10 10 (VF)

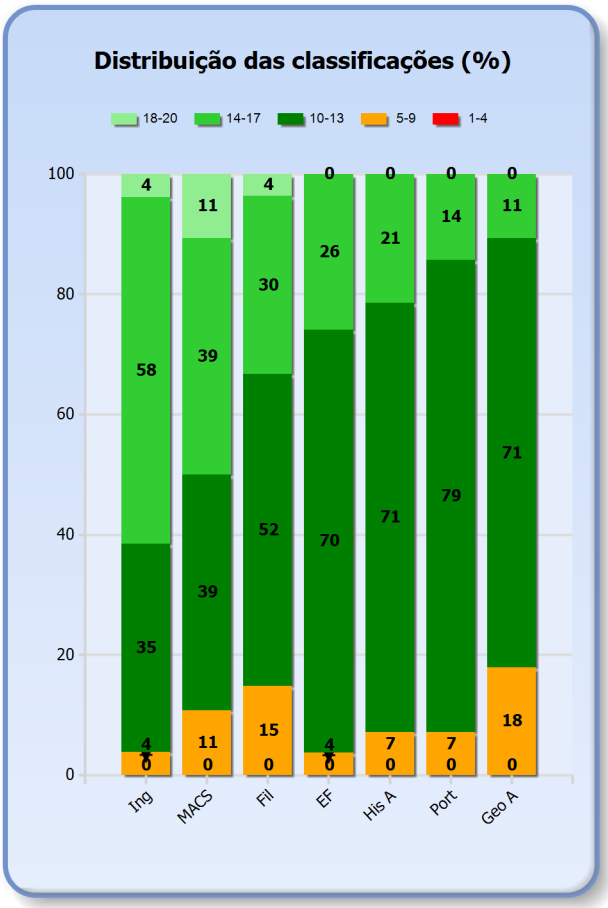

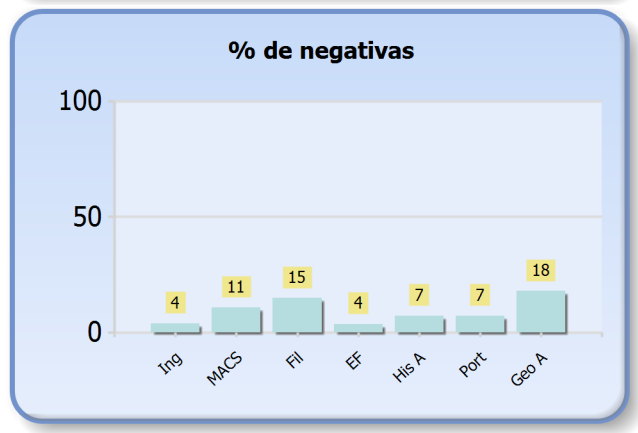

10 11 (VF)

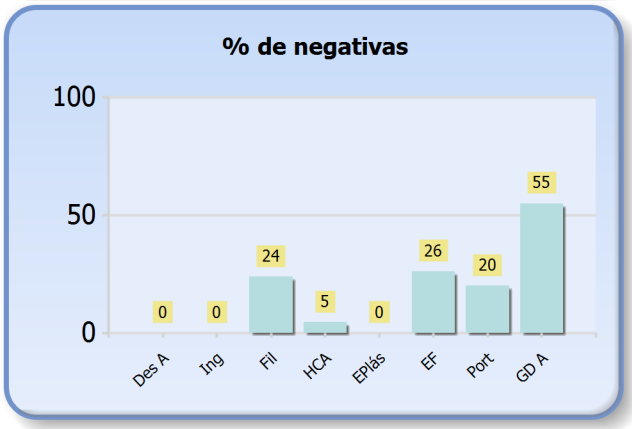

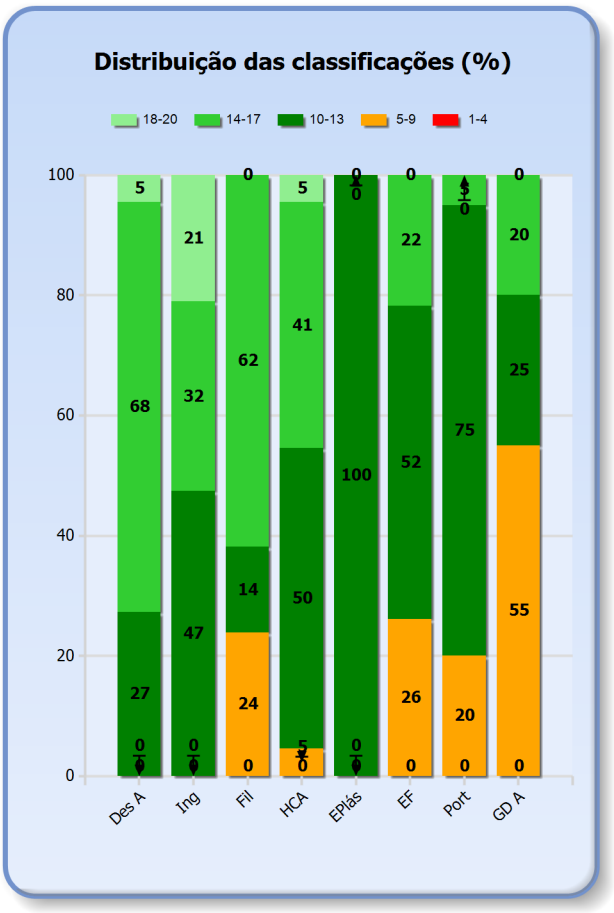

10 2 (VF)

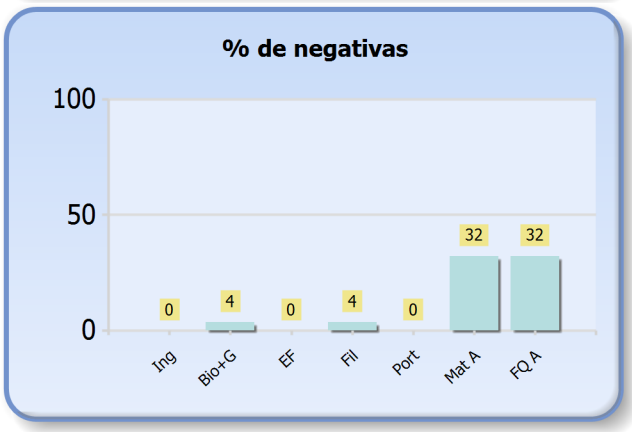

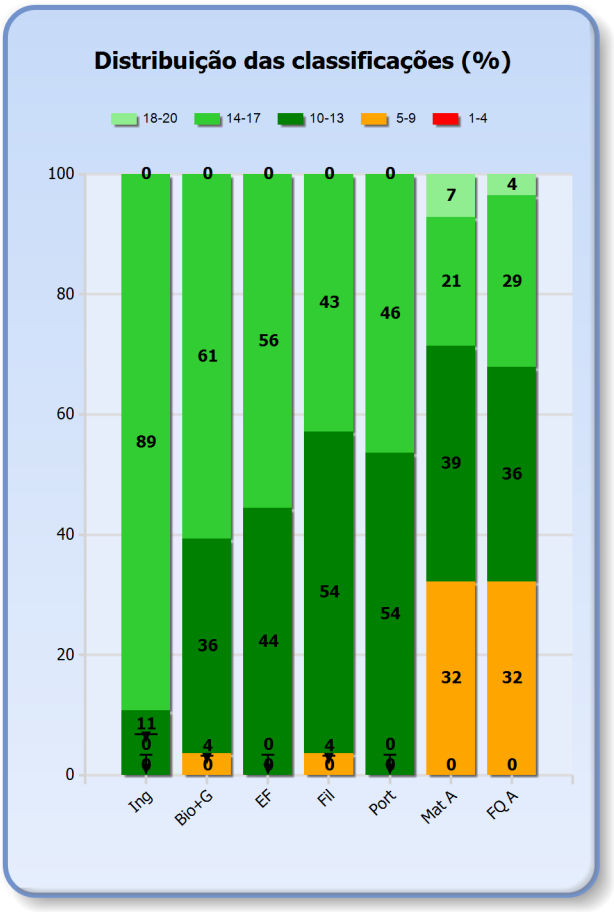

10 3 (VF)

Média por disciplina
20
15
10
5
14,6
13,3
13,1
12,6
12,4
11,6
11,4
Ing
FQ A
Bio+G
EF
Port
Mat A
Fil

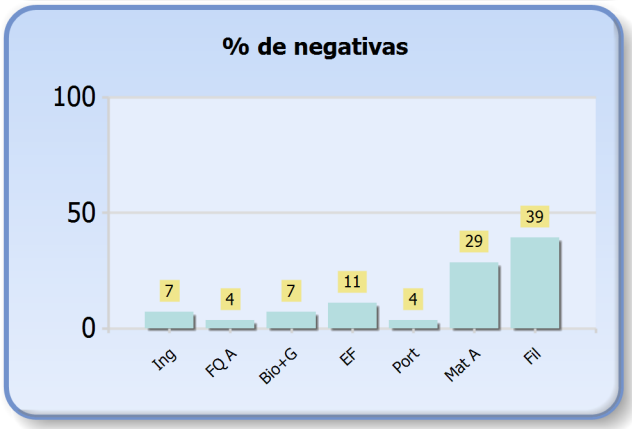
% de negativas
100
50
0
7
4
7
11
4
29
39
Ing
FQ A
Bio+G
EF
Port
Mat A
Fil

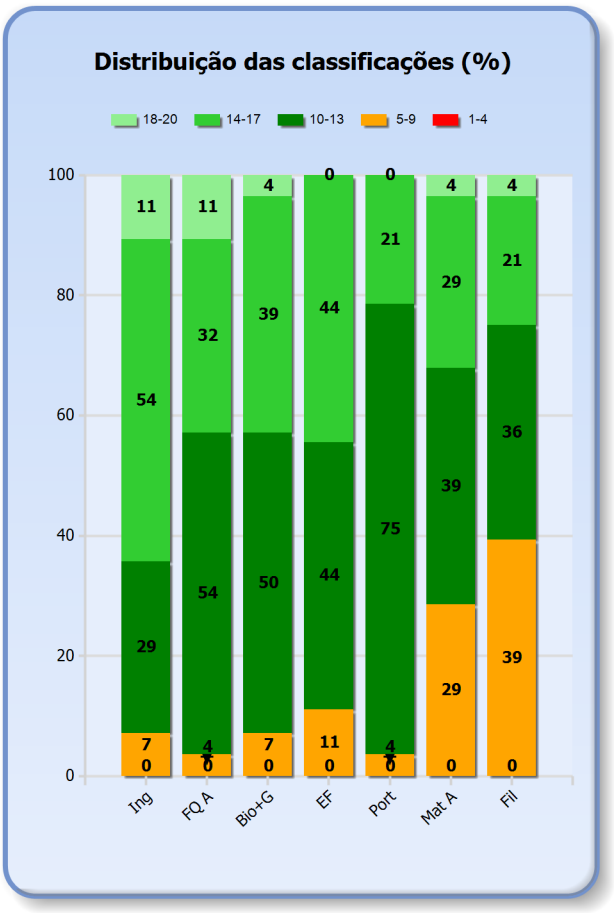
Distribuição das classificações (%)
18-20
14-17
10-13
5-9
1-4
100
80
60
40
20
0
Ing: 11, 54, 29, 7, 0
FQ A: 11, 32, 54, 4, 0
Bio+G: 4, 39, 50, 7, 0
EF: 0, 44, 44, 11, 0
Port: 0, 21, 75, 4, 0
Mat A: 4, 29, 39, 29, 0
Fil: 4, 21, 36, 39, 0

10 4 (VF)

Média por disciplina
20
15
10
5
14,7
13,6
13,5
13,3
13,2
12,7
11,6
Ing
FQ A
EF
Fil
Bio+G
Port
Mat A

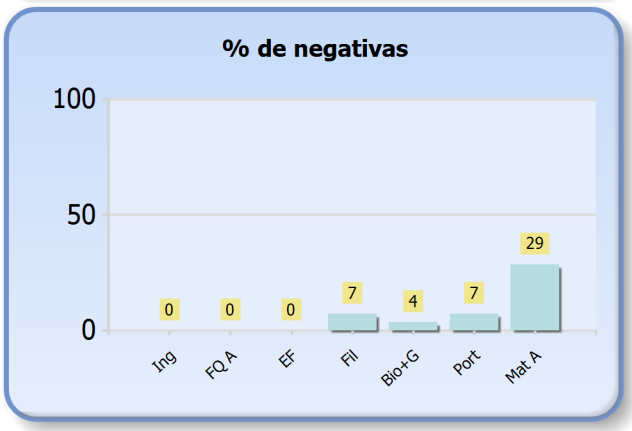
% de negativas
100
50
0
0
0
0
7
4
7
29
Ing
FQ A
EF
Fil
Bio+G
Port
Mat A

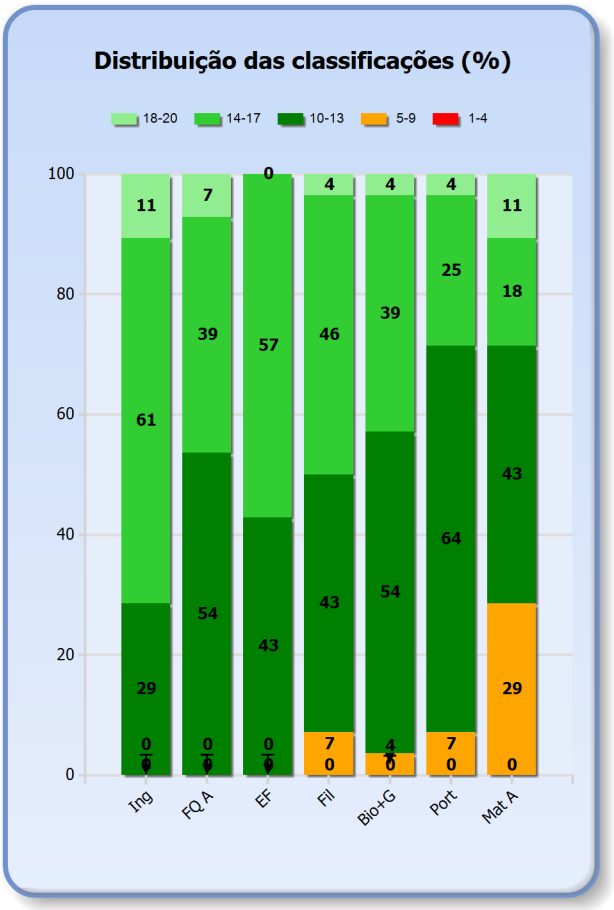
Distribuição das classificações (%)
18-20
14-17
10-13
5-9
1-4
100
80
60
40
20
0
Ing: 11, 61, 29, 0, 0
FQ A: 7, 39, 54, 0, 0
EF: 0, 57, 43, 0, 0
Fil: 4, 46, 43, 7, 0
Bio+G: 4, 39, 54, 4, 0
Port: 4, 25, 64, 7, 0
Mat A: 11, 18, 43, 29, 0

10 5 (VF)

Média por disciplina
20
15
10
5
14,6
13,3
13,1
13,1
12,3
12,2
11,9
Ing
Fil
EF
Port
FQ A
Mat A
Bio+G

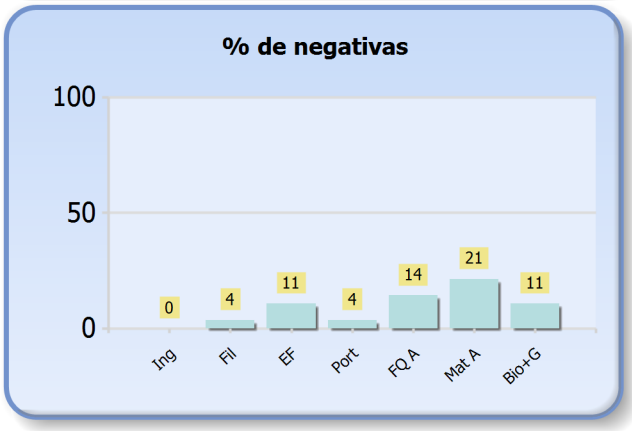
% de negativas
100
50
0
0
4
11
4
14
21
11
Ing
Fil
EF
Port
FQ A
Mat A
Bio+G

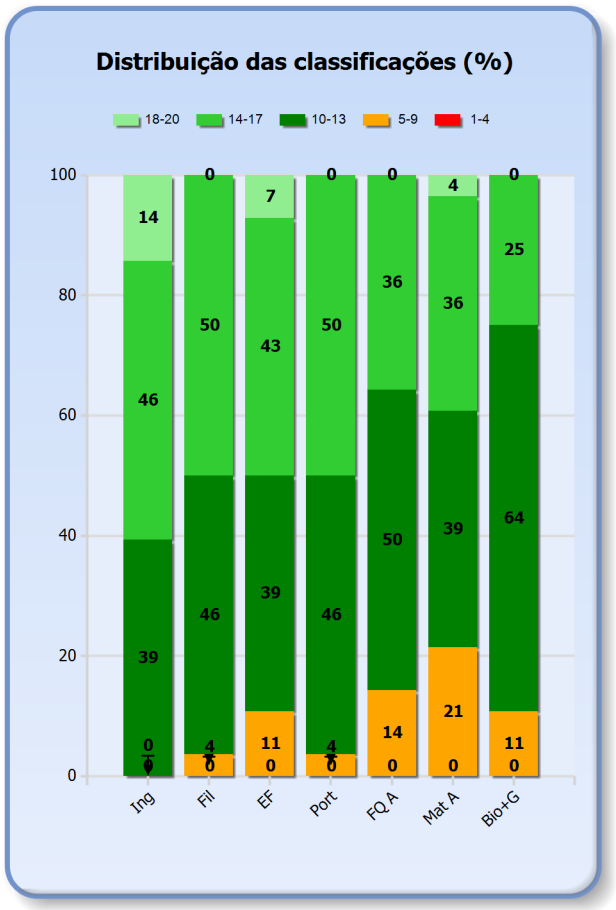
Distribuição das classificações (%)
18-20
14-17
10-13
5-9
1-4
100
80
60
40
20
0
Ing
Fil
EF
Port
FQ A
Mat A
Bio+G

10 6 (VF)

Média por disciplina
20
15
10
5
15,4
14,1
14,0
13,7
12,6
12,1
11,6
Ing
EF
Fil
GD A
FQ A
Port
Mat A

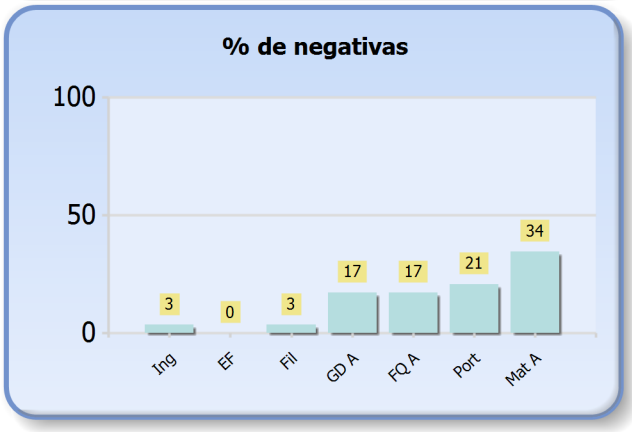
% de negativas
100
50
0
3
0
3
17
17
21
34
Ing
EF
Fil
GD A
FQ A
Port
Mat A

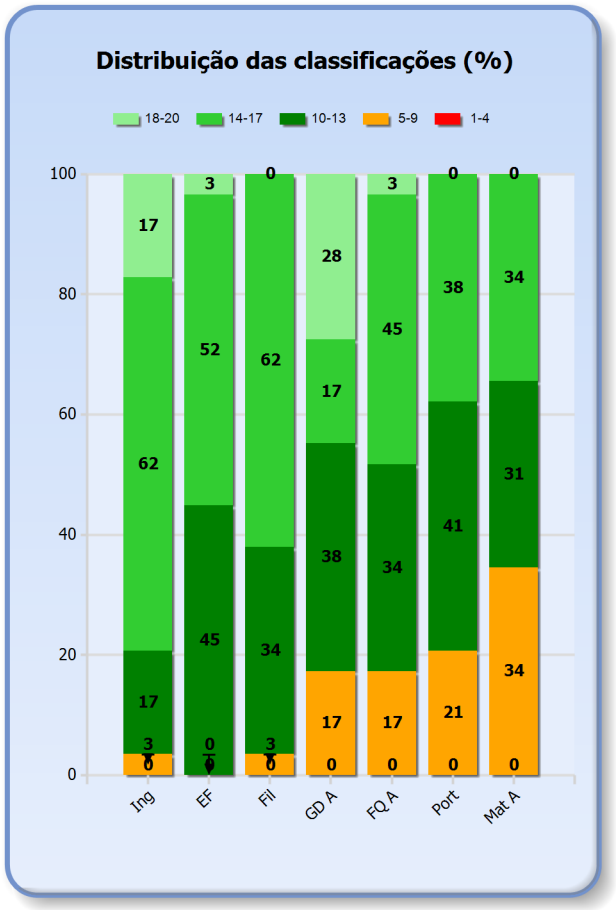
Distribuição das classificações (%)
18-20
14-17
10-13
5-9
1-4
100
80
60
40
20
0
Ing
EF
Fil
GD A
FQ A
Port
Mat A

10 7 (VF)

Média por disciplina
20
15
10
5
14,7
14,5
14,4
13,7
13,0
12,9
12,8
Fil
Ing
EF
Geo A
Mat A
Econ A
Port

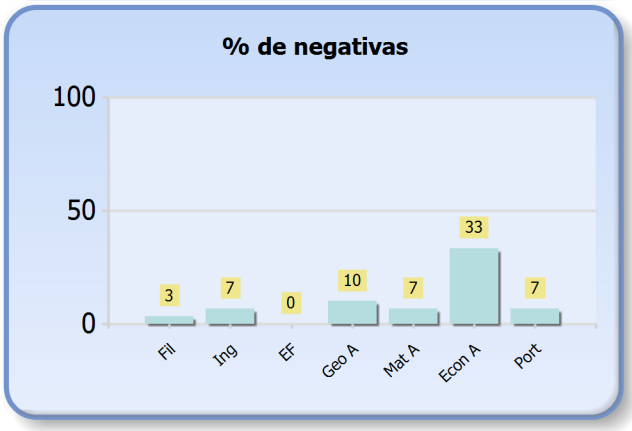
% de negativas
100
50
0
3
7
0
10
7
33
7
Fil
Ing
EF
Geo A
Mat A
Econ A
Port

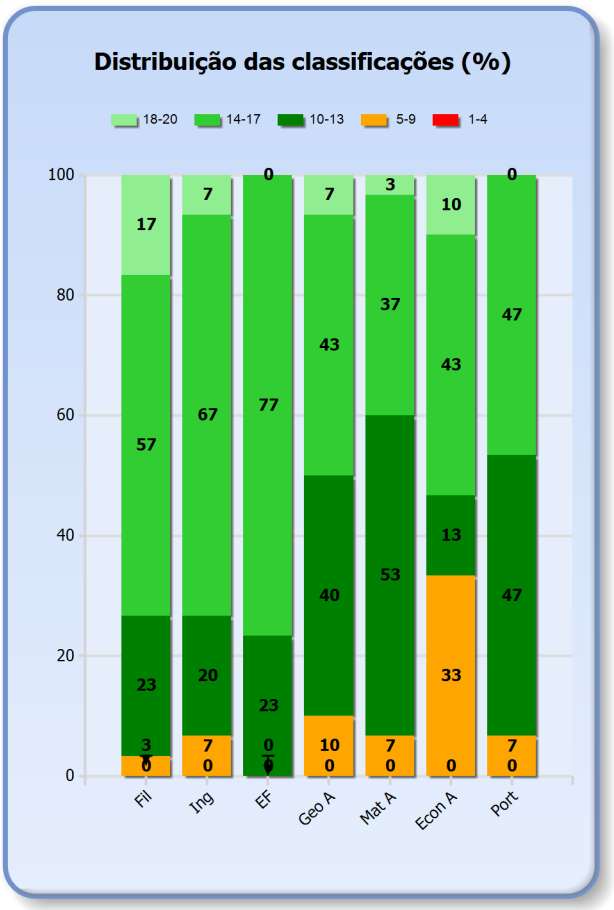
Distribuição das classificações (%)
18-20
14-17
10-13
5-9
1-4
100
80
60
40
20
0
Fil
Ing
EF
Geo A
Mat A
Econ A
Port

10 8 (VF)

Média por disciplina
20
15
10
5
13,7
13,3
12,2
12,0
11,8
11,6
10,7
Ing
Geo A
EF
Fil
Port
Econ A
Mat A

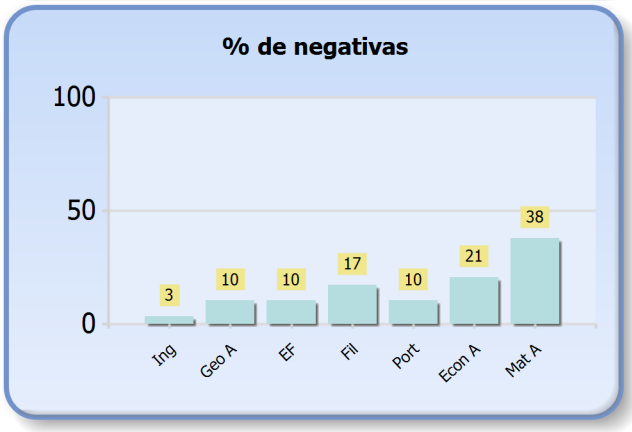
% de negativas
100
50
0
3
10
10
17
10
21
38
Ing
Geo A
EF
Fil
Port
Econ A
Mat A

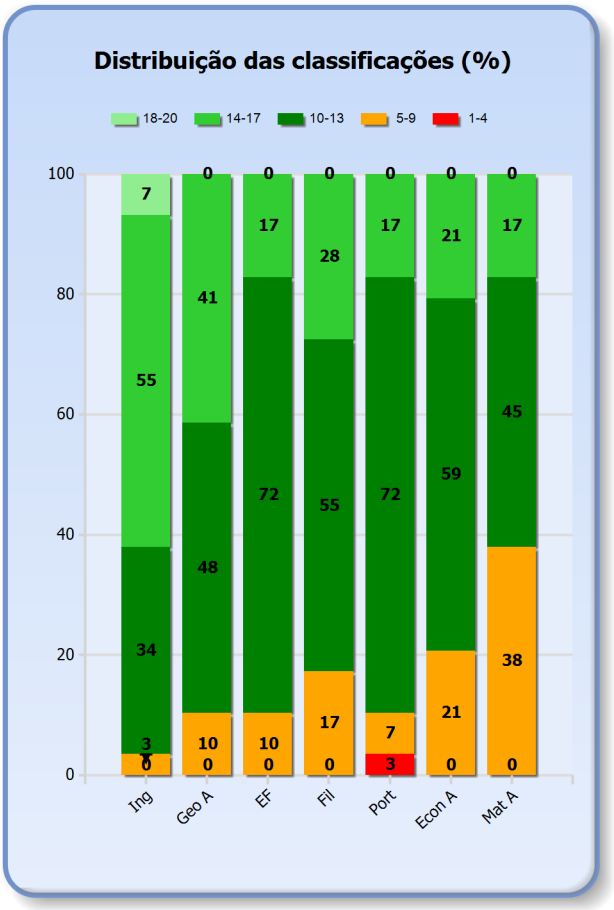
Distribuição das classificações (%)
18-20
14-17
10-13
5-9
1-4
100
80
60
40
20
0
Ing
Geo A
EF
Fil
Port
Econ A
Mat A

10 9 (VF)

Média por disciplina
20
15
10
5
16,0
14,4
13,2
12,9
11,6
11,1
11,0
10,7
EMRC
Alem
Fil
Ing
His A
EF
Port
Geo A

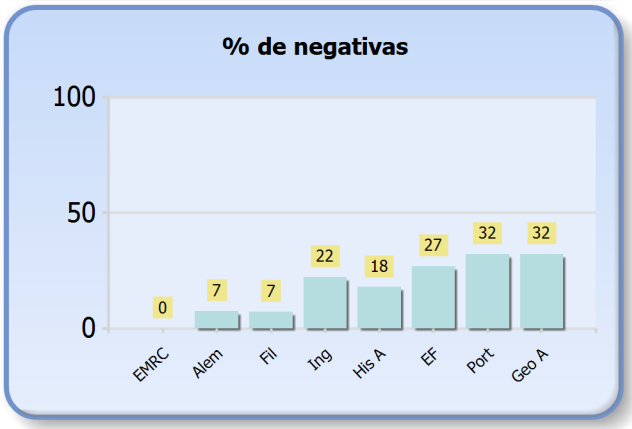
% de negativas
100
50
0
0
7
7
22
18
27
32
32
EMRC
Alem
Fil
Ing
His A
EF
Port
Geo A

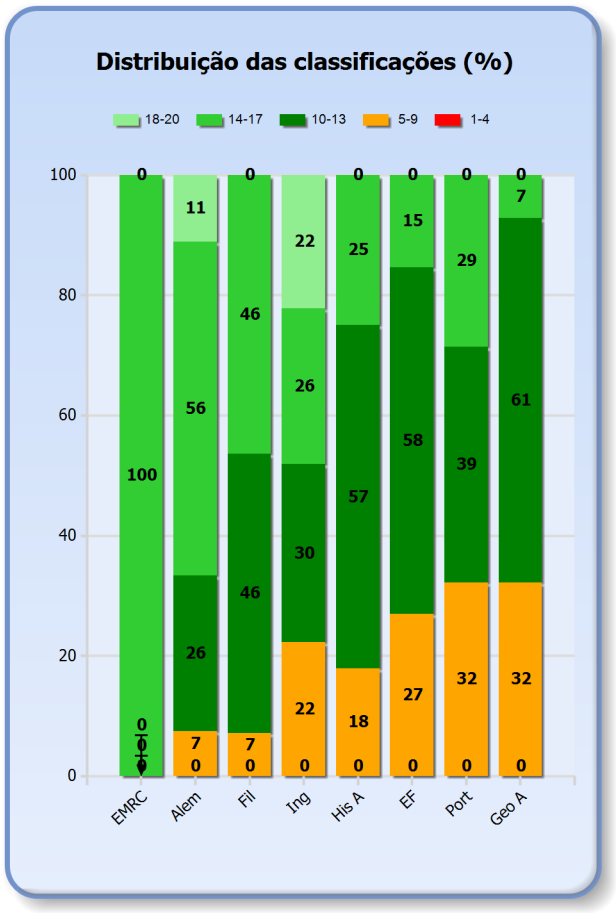
Distribuição das classificações (%)
18-20
14-17
10-13
5-9
1-4
100
80
60
40
20
0
EMRC: 0, 100, 0, 0
Alem: 0, 11, 56, 26, 7
Fil: 0, 46, 46, 7
Ing: 22, 26, 30, 22, 0
His A: 0, 25, 57, 18, 0
EF: 0, 15, 58, 27, 0
Port: 0, 29, 39, 32, 0
Geo A: 0, 7, 61, 32, 0

11 1 (VF)

Média por disciplina
20
15
10
5
14,4
14,0
13,8
13,3
13,3
11,9
11,6
Ing
EF
Fil
FQ A
Port
Bio+G
Mat A

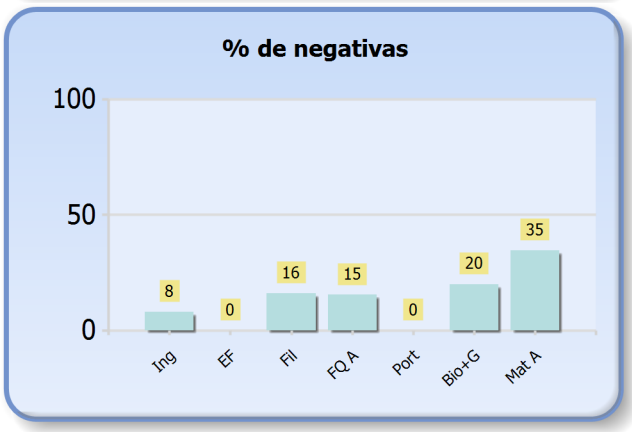
% de negativas
100
50
0
8
0
16
15
0
20
35
Ing
EF
Fil
FQ A
Port
Bio+G
Mat A

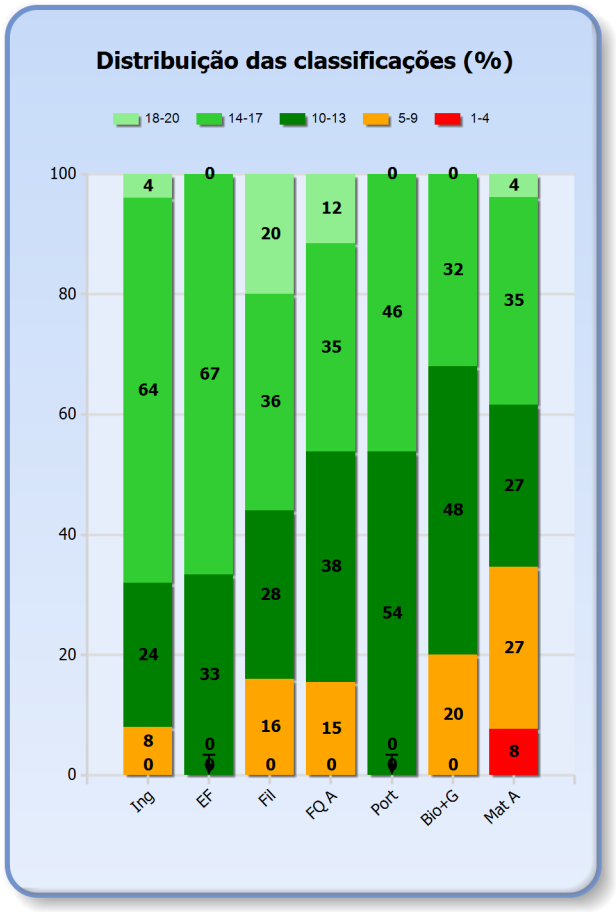
Distribuição das classificações (%)
18-20
14-17
10-13
5-9
1-4
100
80
60
40
20
0
Ing: 4, 64, 24, 8, 0
EF: 0, 67, 33, 0
Fil: 20, 36, 28, 16, 0
FQ A: 12, 35, 38, 15, 0
Port: 0, 46, 54, 0
Bio+G: 0, 32, 48, 20, 0
Mat A: 4, 35, 27, 27, 8

11 10 (VF)

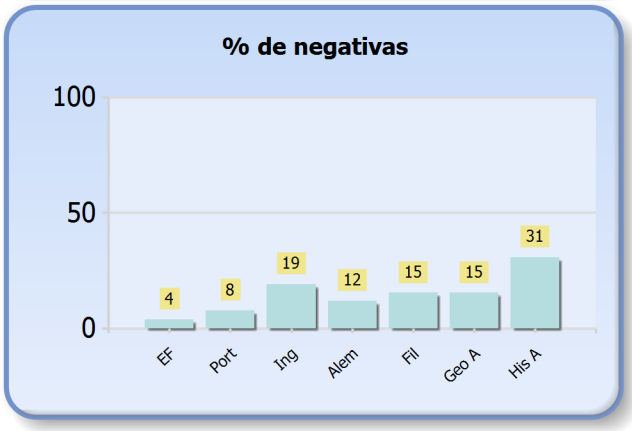

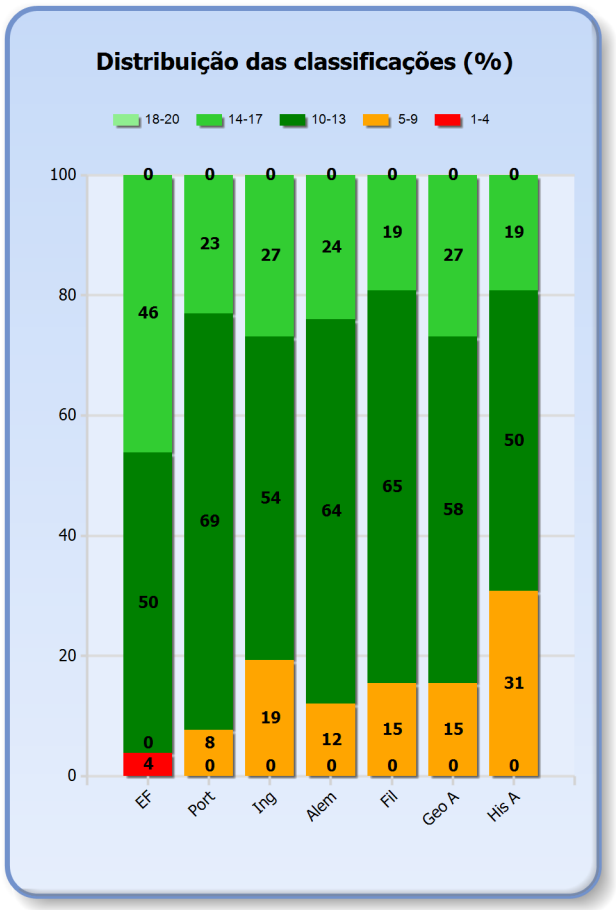

11 11 (VF)

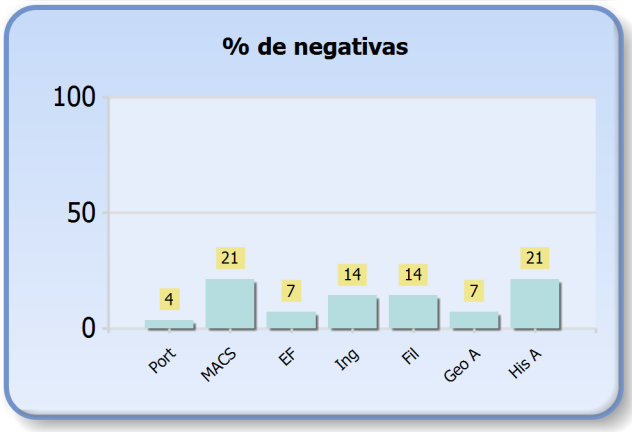

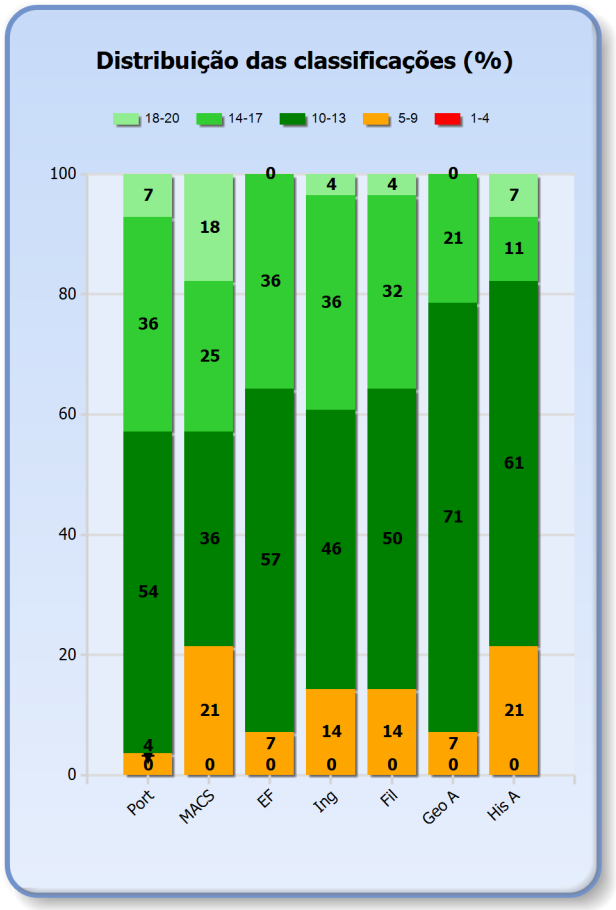

11 12 (VF)

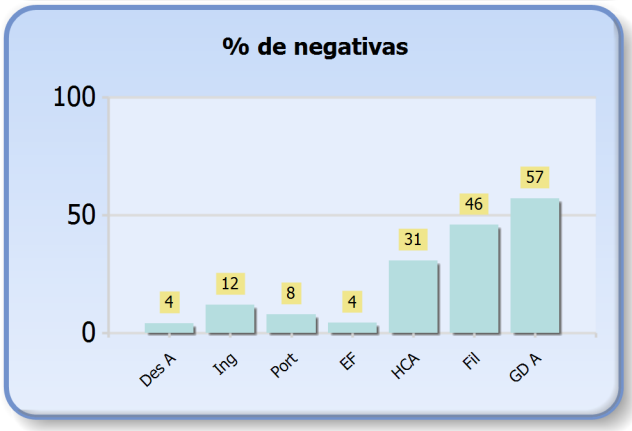

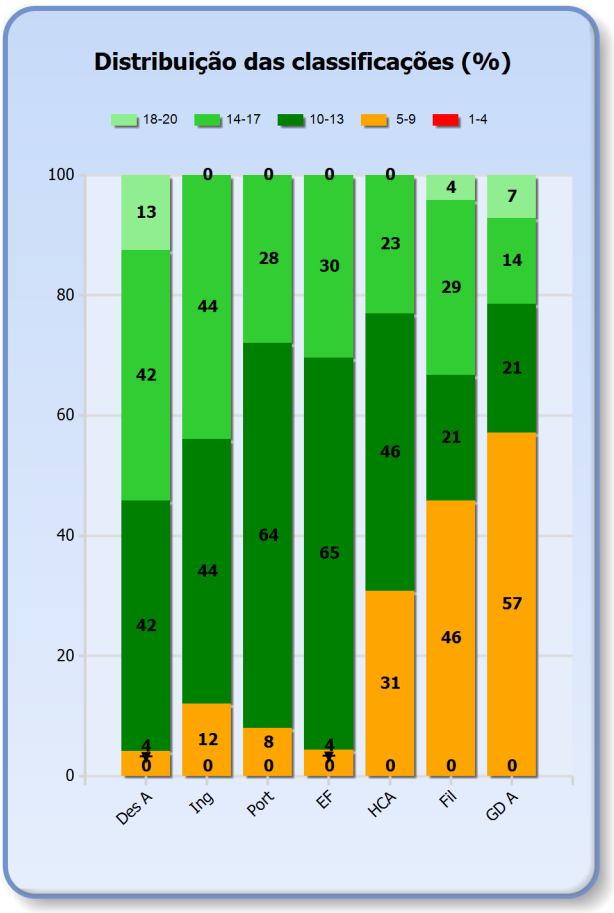

11 2 (VF)

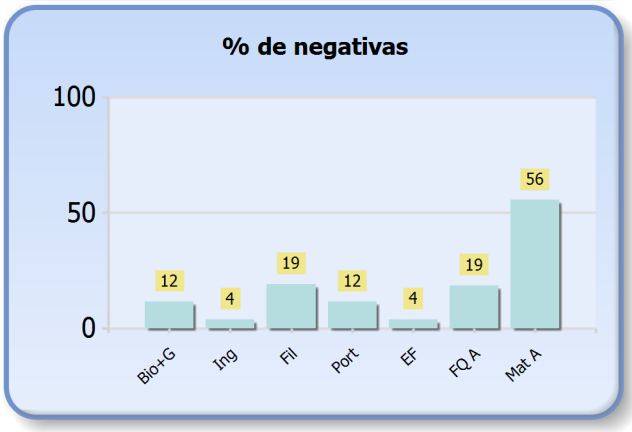

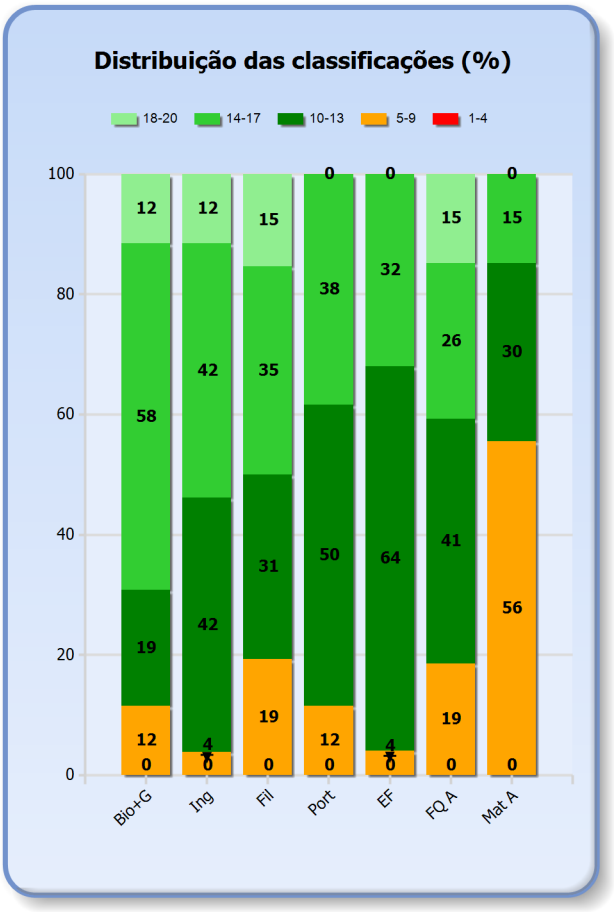

11 3 (VF)

Média por disciplina
20
15
10
5
14,3
13,9
13,8
13,6
13,0
12,6
11,1
Fil
FQ A
Ing
Port
Bio+G
EF
Mat A

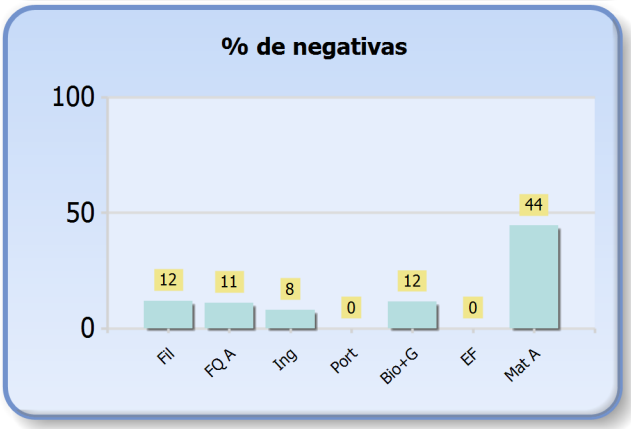
% de negativas
100
50
0
12
11
8
0
12
0
44
Fil
FQ A
Ing
Port
Bio+G
EF
Mat A

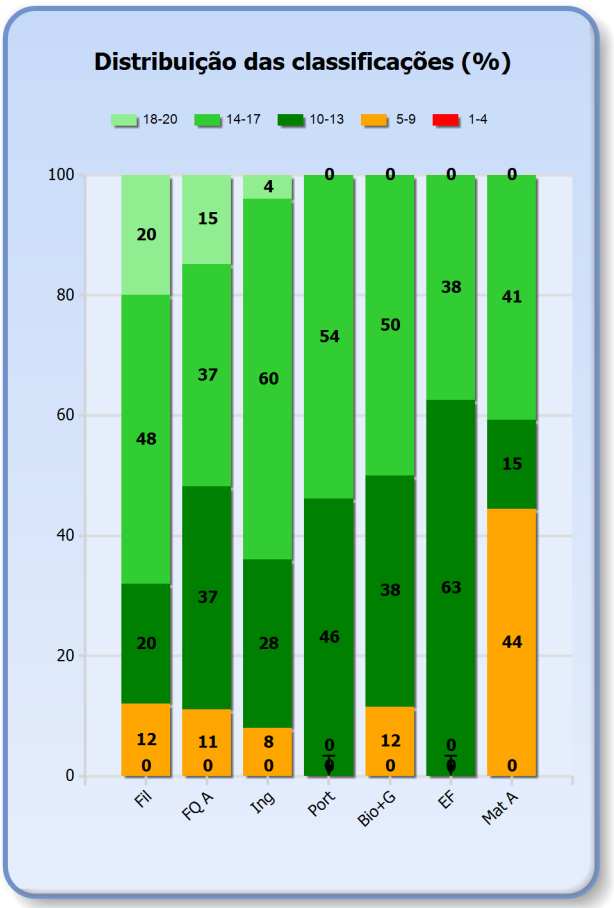
Distribuição das classificações (%)
18-20
14-17
10-13
5-9
1-4
100
80
60
40
20
0
Fil: 20, 48, 20, 12, 0
FQ A: 15, 37, 37, 11, 0
Ing: 4, 60, 28, 8, 0
Port: 0, 54, 46, 0, 0
Bio+G: 0, 50, 38, 12, 0
EF: 0, 38, 63, 0, 0
Mat A: 0, 41, 15, 44, 0

11 4 (VF)

Média por disciplina
20
15
10
5
13,7
13,6
12,7
11,4
11,1
10,2
9,8
Ing
EF
Fil
Port
FQ A
Bio+G
Mat A

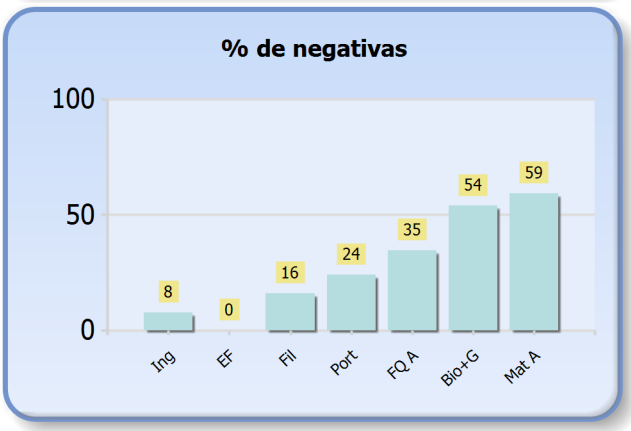
% de negativas
100
50
0
8
0
16
24
35
54
59
Ing
EF
Fil
Port
FQ A
Bio+G
Mat A

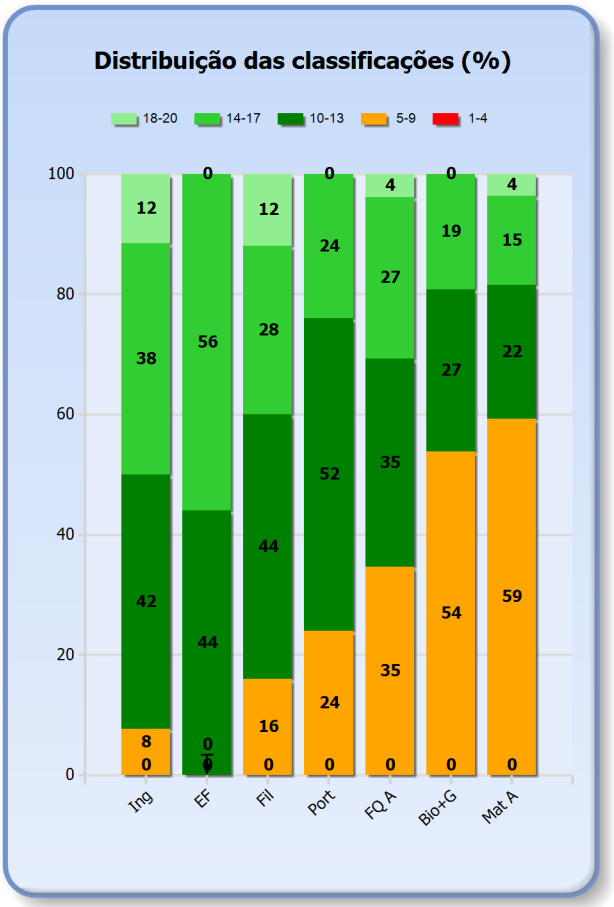
Distribuição das classificações (%)
18-20
14-17
10-13
5-9
1-4
100
80
60
40
20
0
Ing: 12, 38, 42, 8, 0
EF: 0, 56, 44, 0, 0
Fil: 12, 28, 44, 16, 0
Port: 0, 24, 52, 24, 0
FQ A: 4, 27, 35, 35, 0
Bio+G: 0, 19, 27, 54, 0
Mat A: 4, 15, 22, 59, 0

11 5 (VF)

Média por disciplina
20
15
10
5
15,0
14,6
12,6
12,5
11,9
11,7
11,3
Fil
Ing
Port
FQ A
Bio+G
EF
Mat A

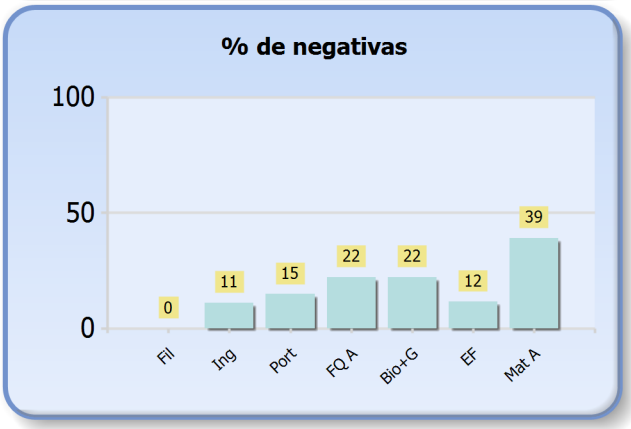
% de negativas
100
50
0
0
11
15
22
22
12
39
Fil
Ing
Port
FQ A
Bio+G
EF
Mat A

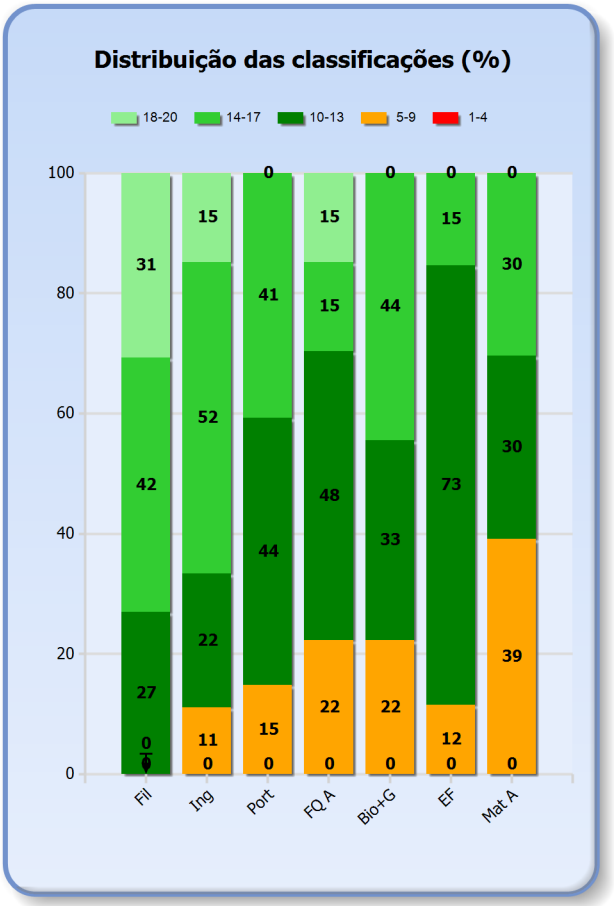
Distribuição das classificações (%)
18-20
14-17
10-13
5-9
1-4
100
80
60
40
20
0
Fil: 31, 42, 27, 0, 0
Ing: 15, 52, 22, 11, 0
Port: 0, 41, 44, 15, 0
FQ A: 15, 15, 48, 22, 0
Bio+G: 0, 44, 33, 22, 0
EF: 0, 15, 73, 12, 0
Mat A: 0, 30, 30, 39, 0

11 6 (VF)

Média por disciplina
20
15
10
5
15,0
13,4
13,3
13,3
12,9
12,3
10,5
GD A
Ing
Port
Fil
EF
FQ A
Mat A

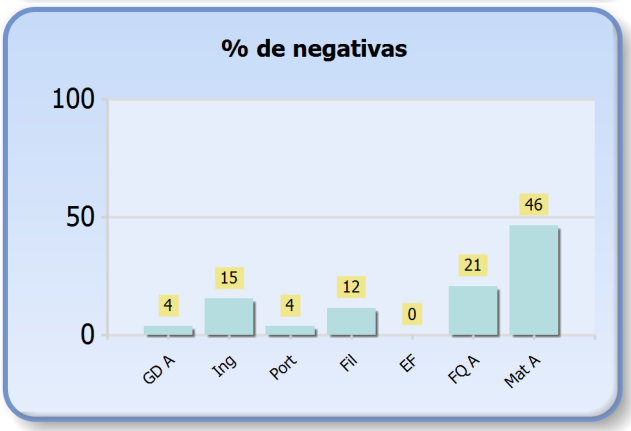
% de negativas
100
50
0
4
15
4
12
0
21
46
GD A
Ing
Port
Fil
EF
FQ A
Mat A

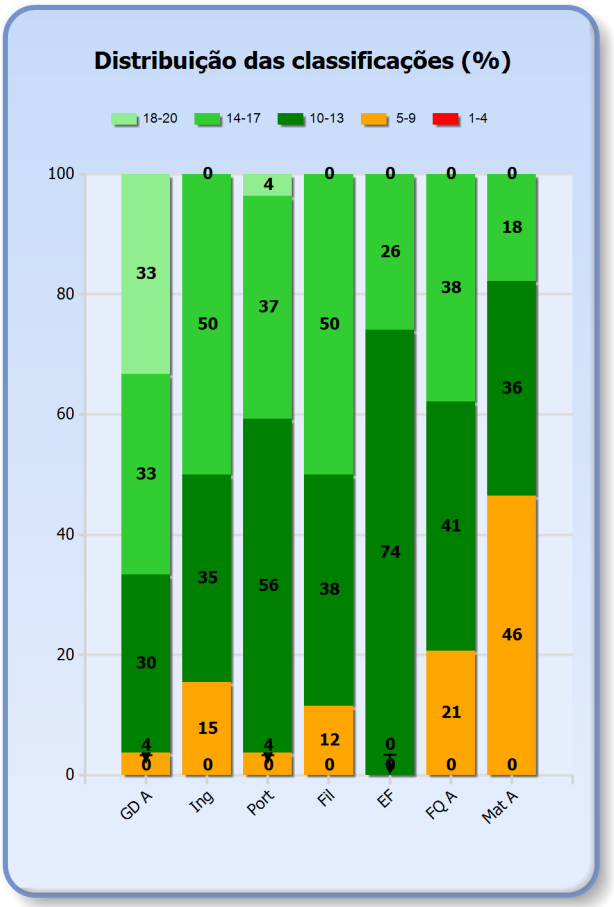
Distribuição das classificações (%)
18-20
14-17
10-13
5-9
1-4
100
80
60
40
20
0
GD A: 33, 33, 30, 4, 0
Ing: 0, 50, 35, 15, 0
Port: 4, 37, 56, 4, 0
Fil: 0, 50, 38, 12, 0
EF: 0, 26, 74, 0, 0
FQ A: 0, 38, 41, 21, 0
Mat A: 0, 18, 36, 46, 0

11 7 (VF)

Média por disciplina
20
15
10
5
13,5
13,4
13,0
13,0
11,6
10,9
8,7
Port
Fil
EF
Ing
Geo A
Econ A
Mat A

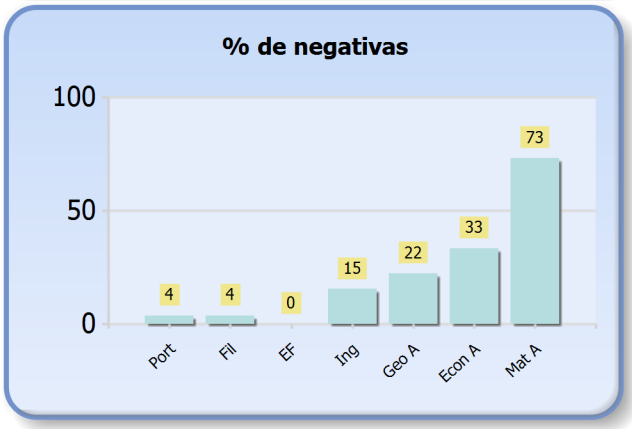
% de negativas
100
50
0
4
4
0
15
22
33
73
Port
Fil
EF
Ing
Geo A
Econ A
Mat A

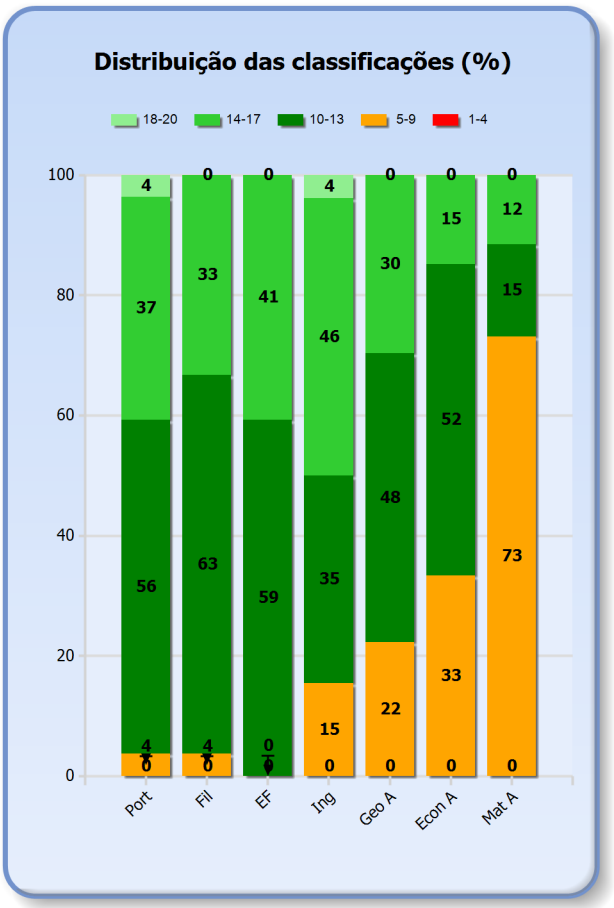
Distribuição das classificações (%)
18-20
14-17
10-13
5-9
1-4
100
80
60
40
20
0
Port: 4, 37, 56, 4, 0
Fil: 0, 33, 63, 4, 0
EF: 0, 41, 59, 0, 0
Ing: 4, 46, 35, 15, 0
Geo A: 0, 30, 48, 22, 0
Econ A: 0, 15, 52, 33, 0
Mat A: 0, 12, 15, 73, 0

11 8 (VF)

Média por disciplina
20
15
10
5
12,7
12,4
12,3
11,9
11,6
11,1
8,8
Ing
EF
Port
Econ A
Fil
Geo A
Mat A

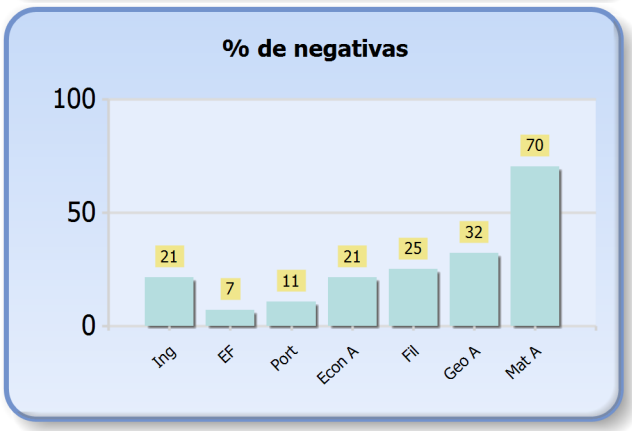
% de negativas
100
50
0
21
7
11
21
25
32
70
Ing
EF
Port
Econ A
Fil
Geo A
Mat A

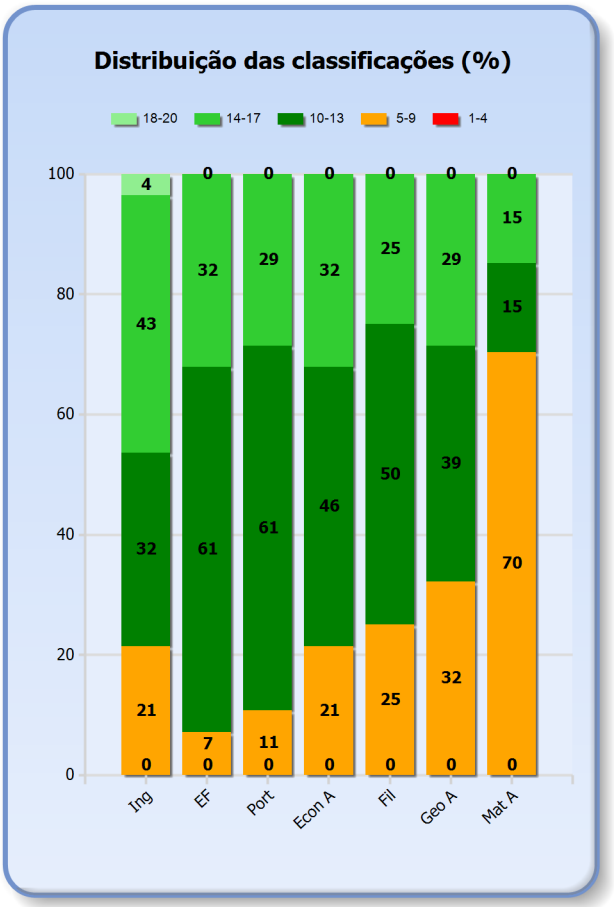
Distribuição das classificações (%)
18-20
14-17
10-13
5-9
1-4
100
80
60
40
20
0
Ing: 4, 43, 32, 21, 0
EF: 0, 32, 61, 7, 0
Port: 0, 29, 61, 11, 0
Econ A: 0, 32, 46, 21, 0
Fil: 0, 25, 50, 25, 0
Geo A: 0, 29, 39, 32, 0
Mat A: 0, 15, 15, 70, 0

11 9 (VF)

Média por disciplina
20
15
10
5
14,4
12,9
12,9
12,7
12,7
11,0
10,2
Port
Geo A
Econ A
Ing
EF
Fil
Mat A

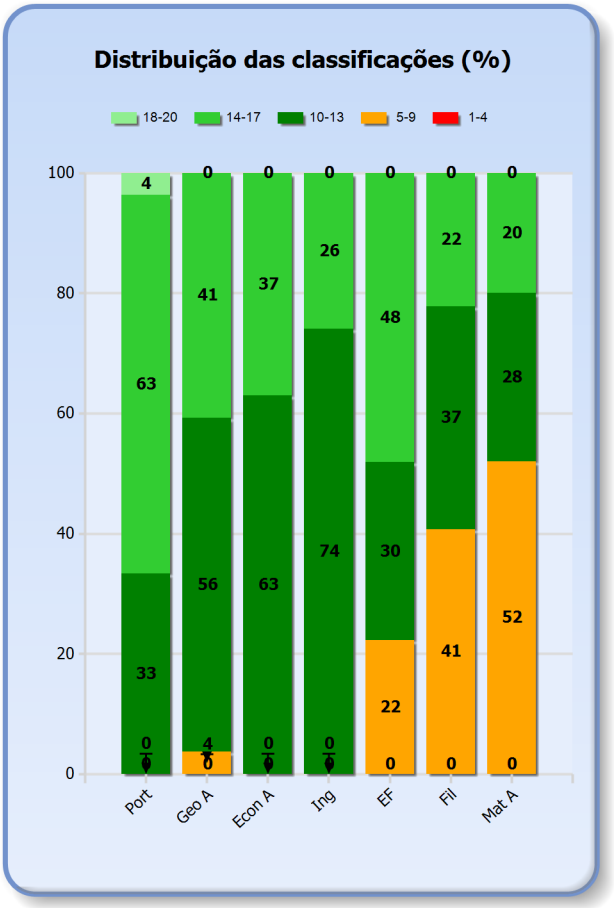
Distribuição das classificações (%)
18-20
14-17
10-13
5-9
1-4
100
80
60
40
20
0
4
63
33
0
0
41
56
4
0
37
63
0
0
26
74
0
0
48
30
22
0
22
37
41
0
20
28
52
0
Port
Geo A
Econ A
Ing
EF
Fil
Mat A

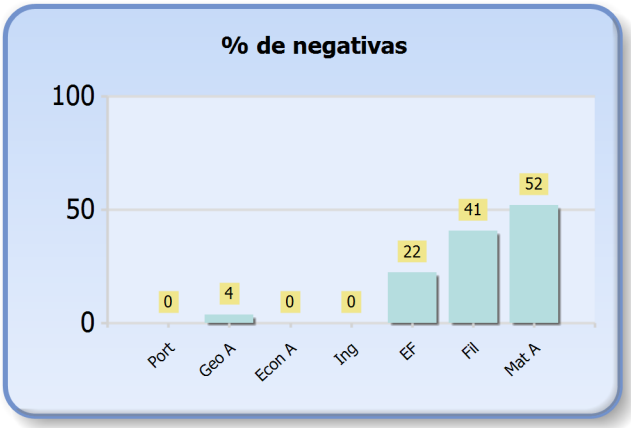
% de negativas
100
50
0
0
4
0
0
22
41
52
Port
Geo A
Econ A
Ing
EF
Fil
Mat A

12 1 (VF)

Média por disciplina
20
15
10
5
16,3
14,8
14,1
13,4
11,5
APIN B
Bio
EF
Port
Mat A

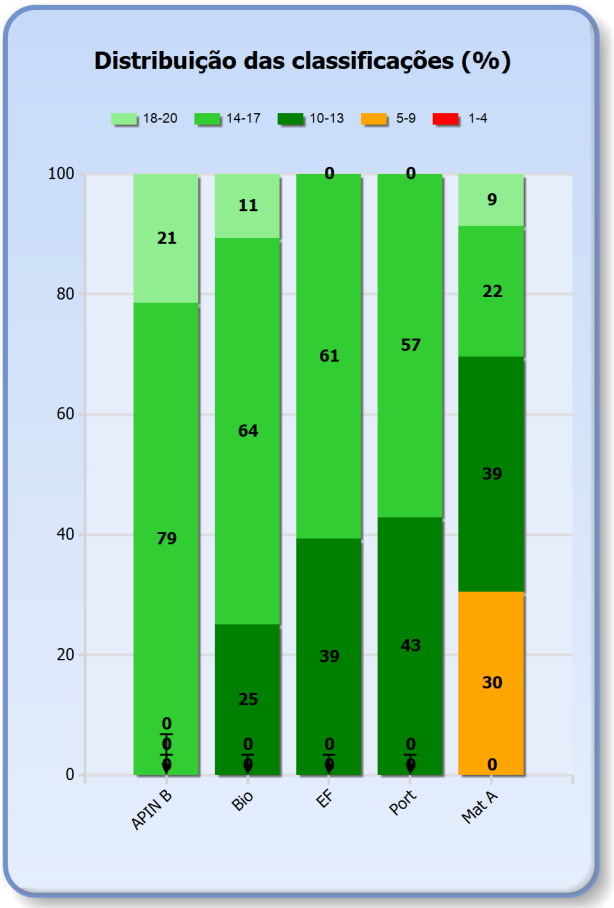
Distribuição das classificações (%)
18-20
14-17
10-13
5-9
1-4
100
80
60
40
20
0
21
79
0
0
11
64
25
0
0
61
39
0
0
57
43
0
9
22
39
30
0
APIN B
Bio
EF
Port
Mat A

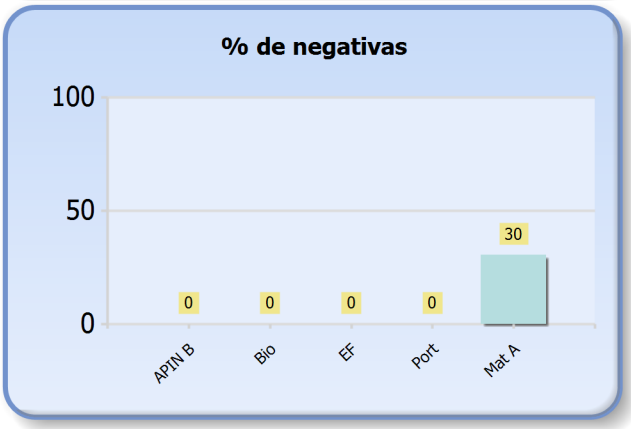
% de negativas
100
50
0
0
0
0
0
30
APIN B
Bio
EF
Port
Mat A

12 10 (VF)

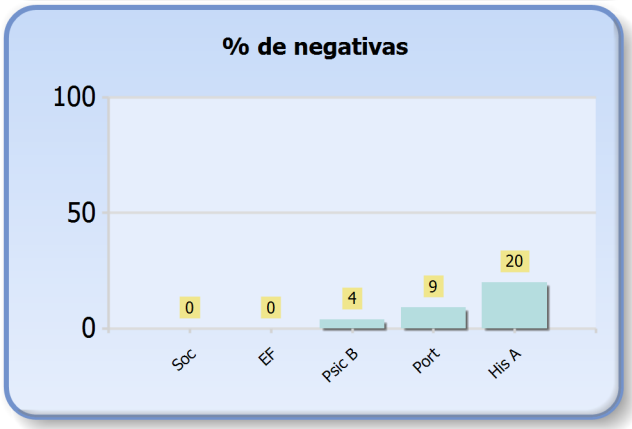

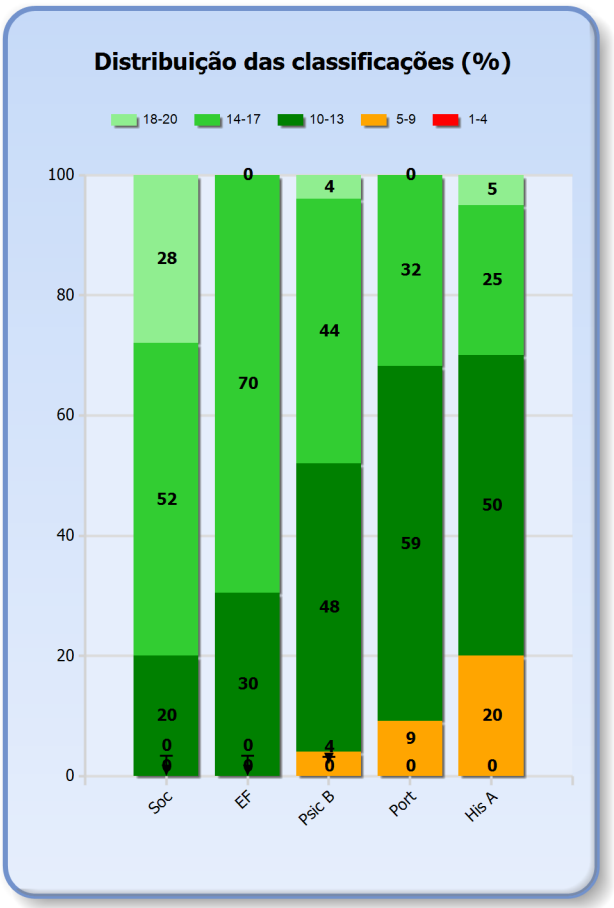

12 11 (VF)

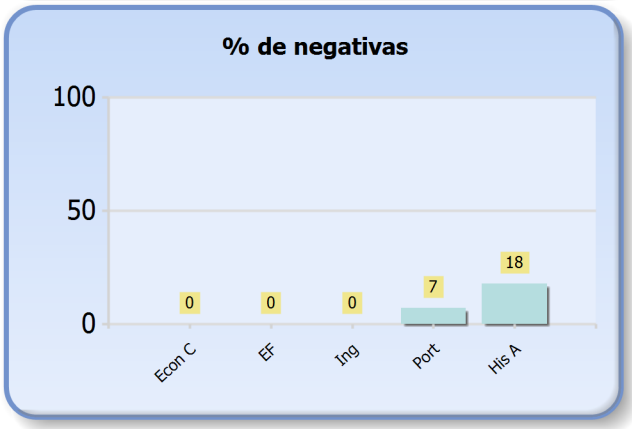

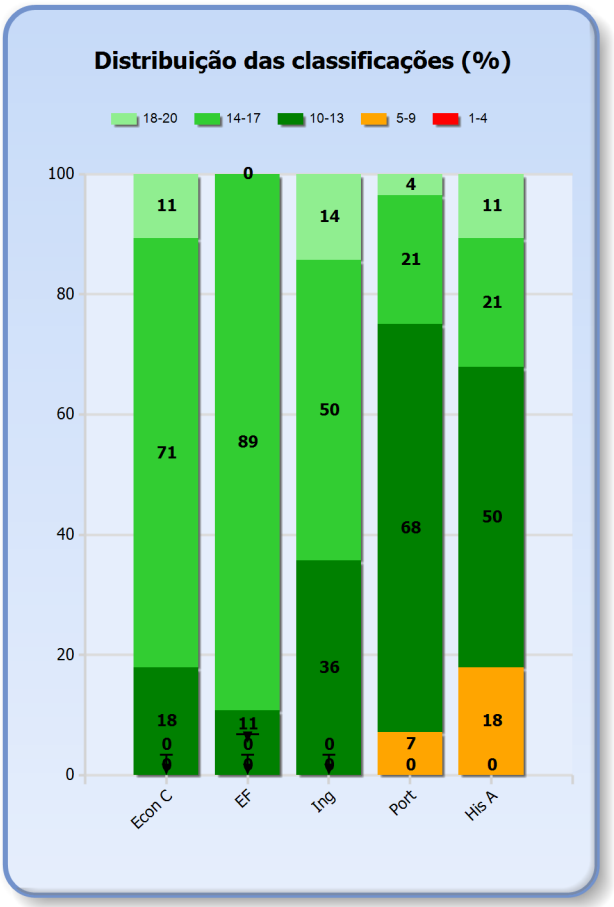

12 12 (VF)

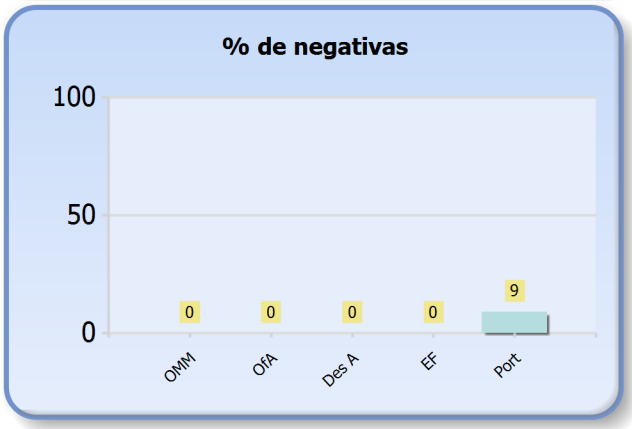

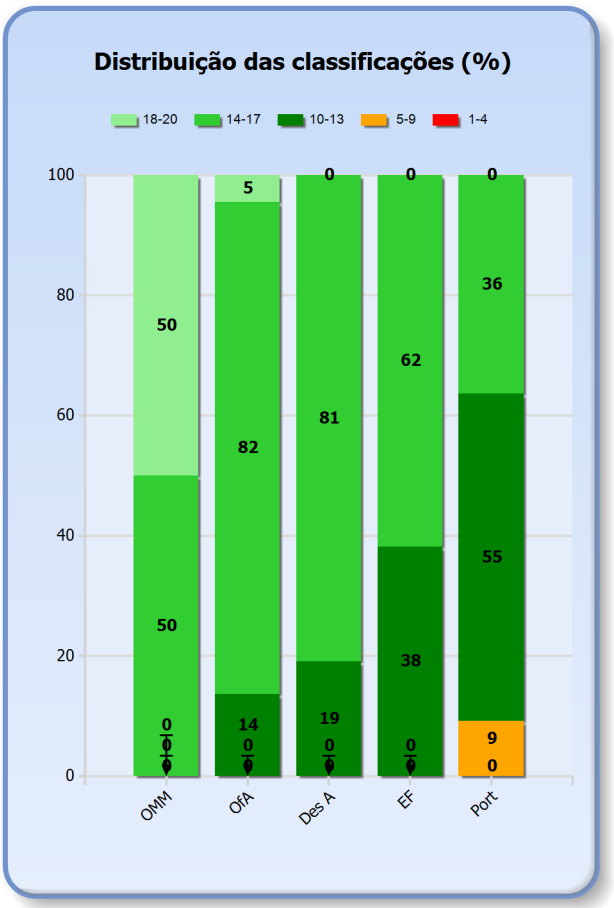

12 2 (VF)

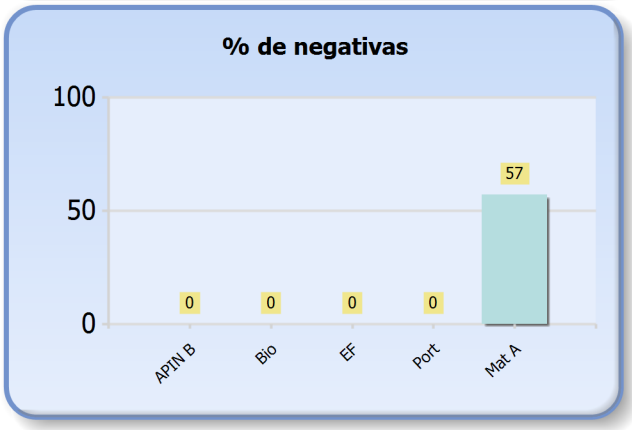

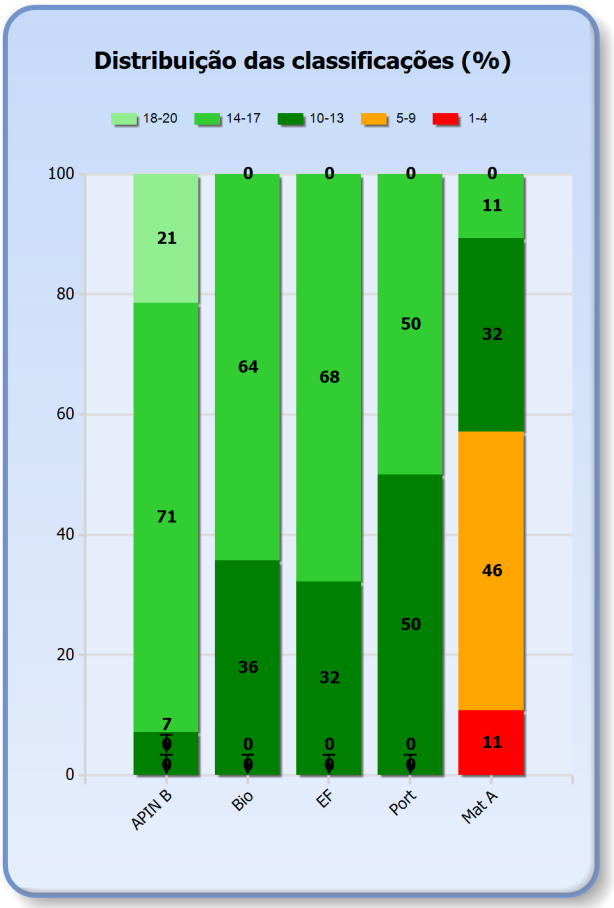

12 3 (VF)

Média por disciplina
20
15
10
5
14,6
14,5
14,3
13,5
10,4
Bio
EF
Psic B
Port
Mat A

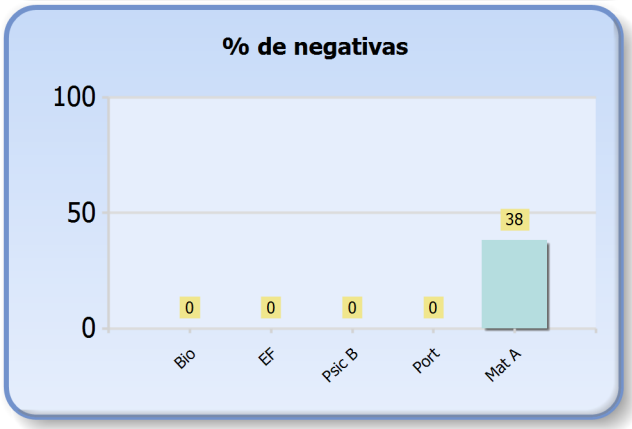
% de negativas
100
50
0
0
0
0
0
38
Bio
EF
Psic B
Port
Mat A

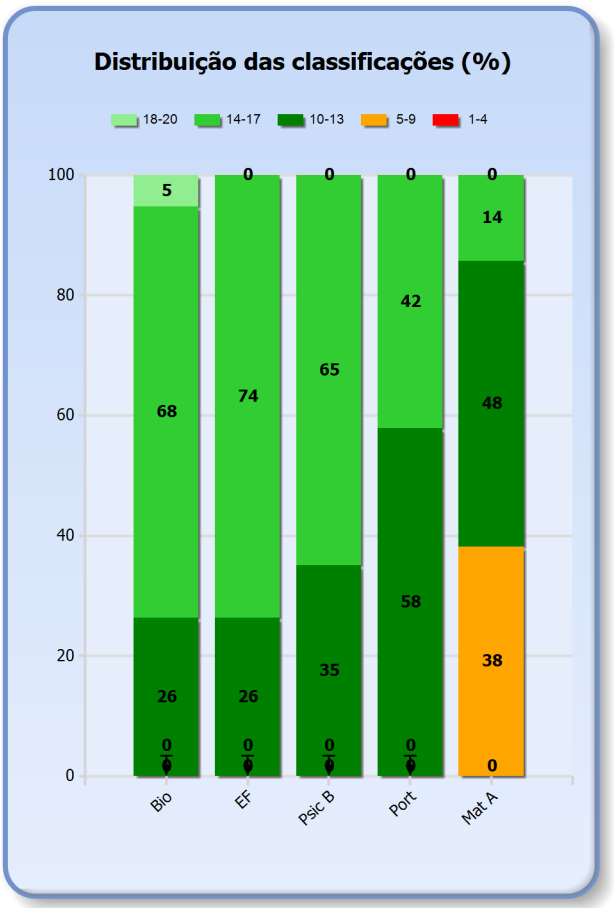
Distribuição das classificações (%)
18-20
14-17
10-13
5-9
1-4
100
80
60
40
20
0
5
68
26
0
0
74
26
0
0
65
35
0
0
42
58
0
0
14
48
38
0
Bio
EF
Psic B
Port
Mat A

12 4 (VF)

Média por disciplina
20
15
10
5
16,6
15,3
14,1
13,4
12,9
APIN B
Fis
Mat A
EF
Port

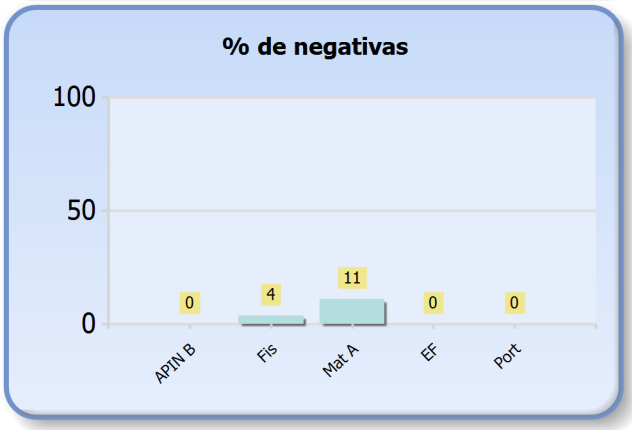
% de negativas
100
50
0
0
4
11
0
0
APIN B
Fis
Mat A
EF
Port

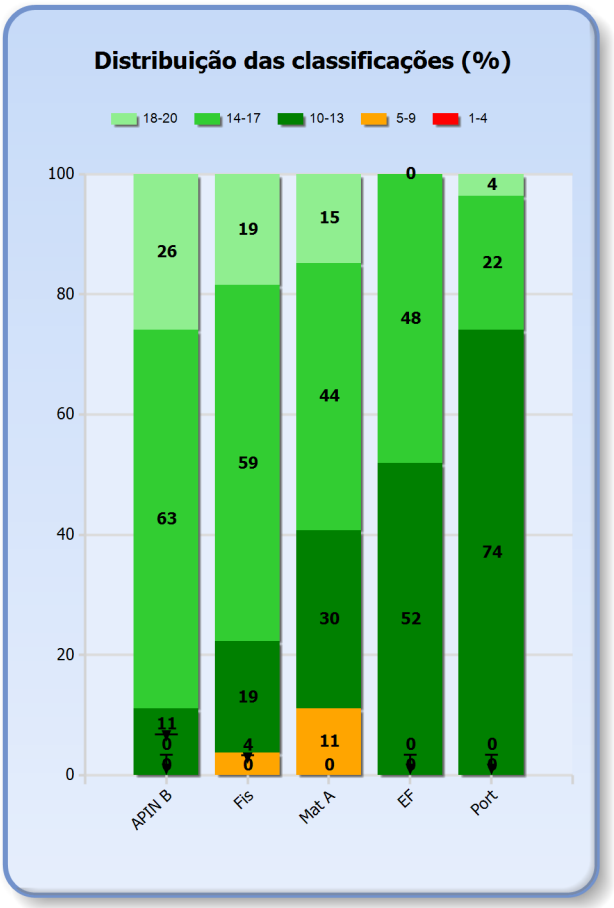
Distribuição das classificações (%)
18-20
14-17
10-13
5-9
1-4
100
80
60
40
20
0
26
63
11
0
19
59
19
4
0
15
44
30
11
0
0
48
52
0
0
4
22
74
0
0
APIN B
Fis
Mat A
EF
Port

12 5 (VF)

Média por disciplina
20
15
10
5
16,8
15,1
14,0
12,4
11,5
APIN B
EF
Fis
Port
Mat A

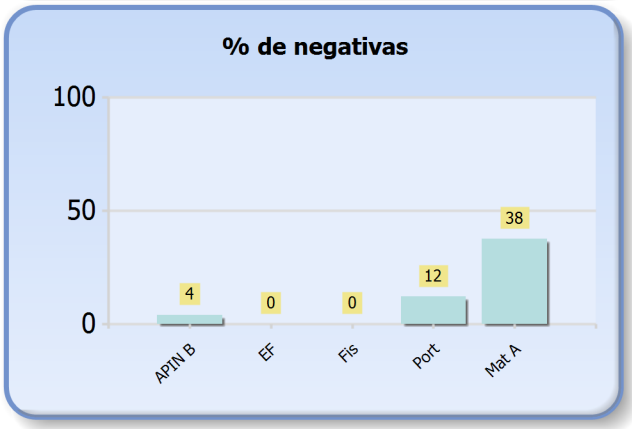
% de negativas
100
50
0
4
0
0
12
38
APIN B
EF
Fis
Port
Mat A

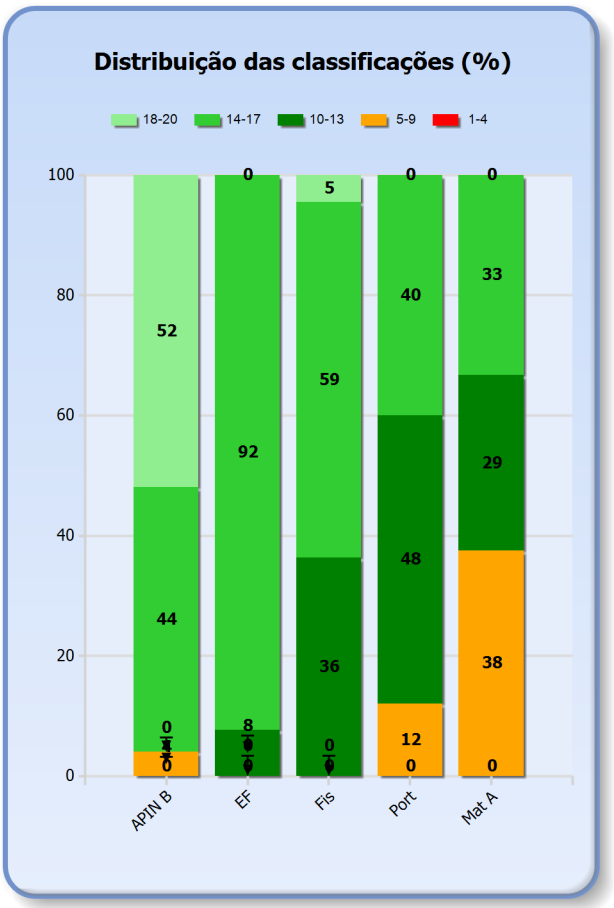
Distribuição das classificações (%)
18-20
14-17
10-13
5-9
1-4
100
80
60
40
20
0
52
44
0
0
0
92
8
0
5
59
36
0
0
40
48
12
0
0
33
29
38
0
APIN B
EF
Fis
Port
Mat A

12 6 (VF)

Média por disciplina
20
15
10
5
17,2
15,9
14,6
12,5
12,1
APIN B
EF
Fis
Mat A
Port

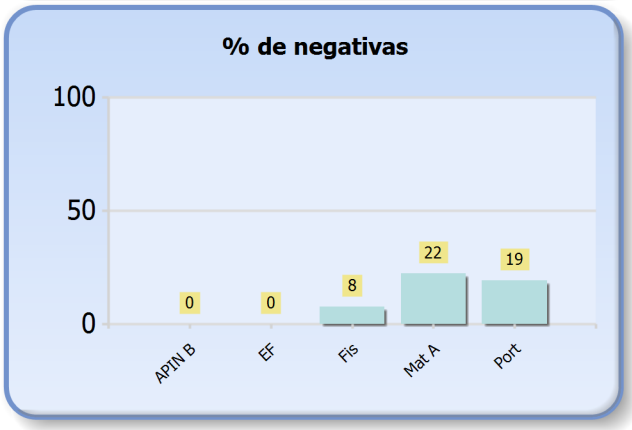
% de negativas
100
50
0
0
0
8
22
19
APIN B
EF
Fis
Mat A
Port

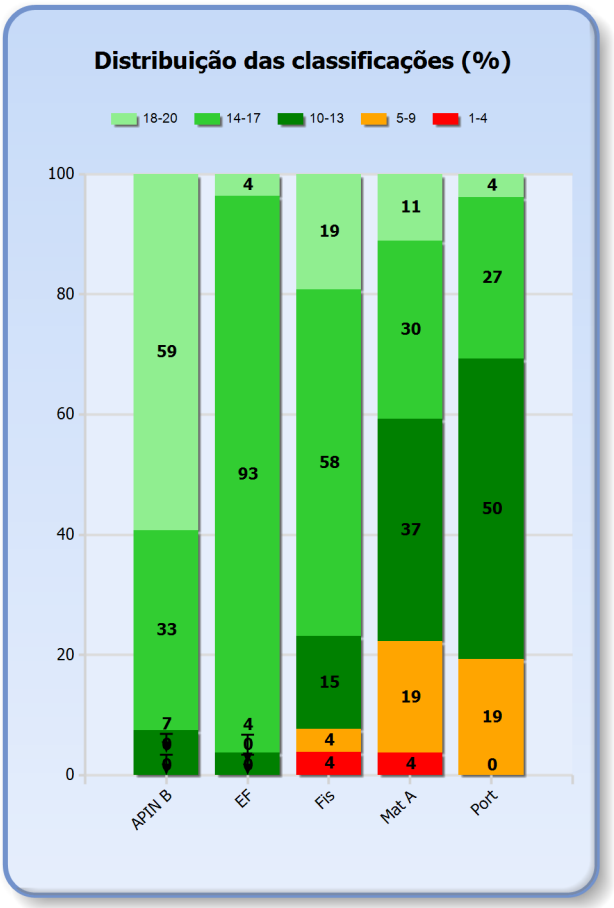
Distribuição das classificações (%)
18-20
14-17
10-13
5-9
1-4
100
80
60
40
20
0
59
33
7
0
4
93
4
0
19
58
15
4
4
11
30
37
19
4
4
27
50
19
0
APIN B
EF
Fis
Mat A
Port

12 7 (VF)

Média por disciplina
20
15
10
5
16,6
16,0
14,8
13,0
11,0
Soc
APIN B
EF
Port
Mat A

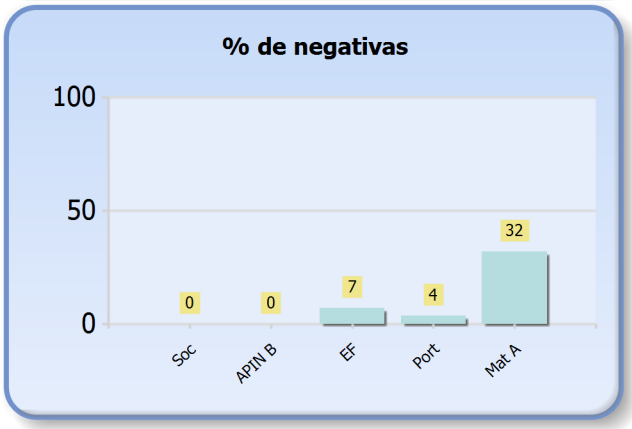
% de negativas
100
50
0
0
0
7
4
32
Soc
APIN B
EF
Port
Mat A

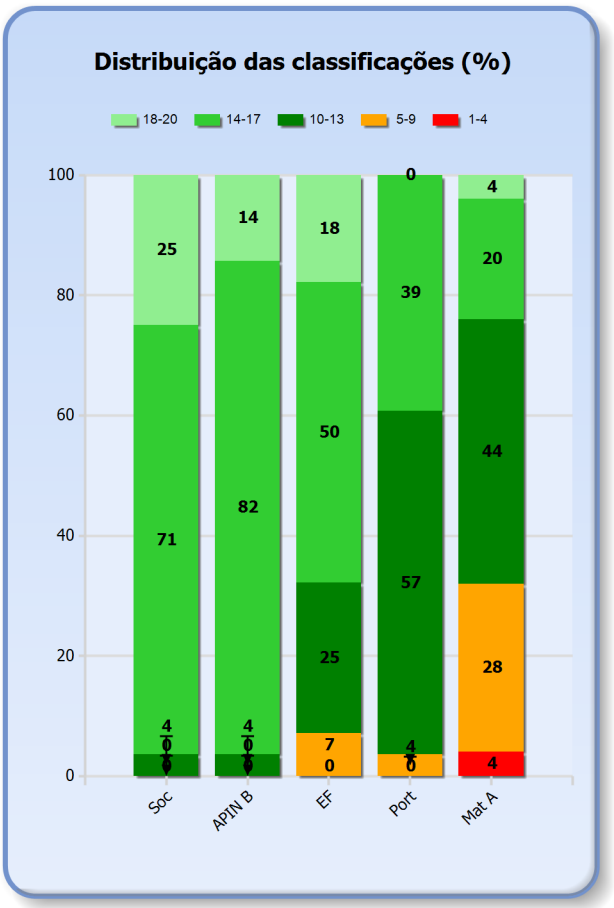
Distribuição das classificações (%)
18-20
14-17
10-13
5-9
1-4
100
80
60
40
20
0
25
71
4
14
82
4
18
50
25
7
0
39
57
4
0
4
20
44
28
4
Soc
APIN B
EF
Port
Mat A

12 8 (VF)

Média por disciplina
20
15
10
5
17,0
15,7
13,6
12,9
11,5
Soc
APIN B
EF
Port
Mat A

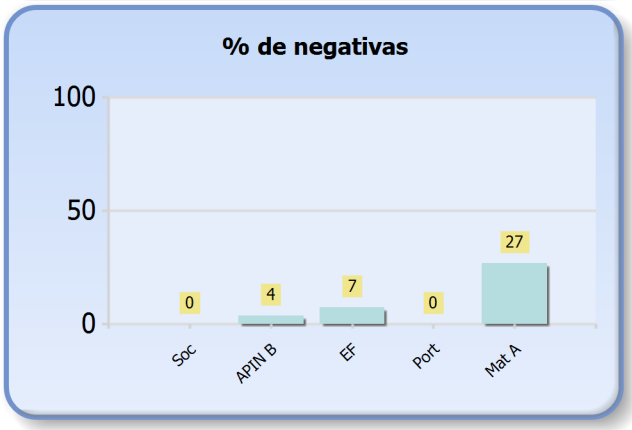
% de negativas
100
50
0
0
4
7
0
27
Soc
APIN B
EF
Port
Mat A

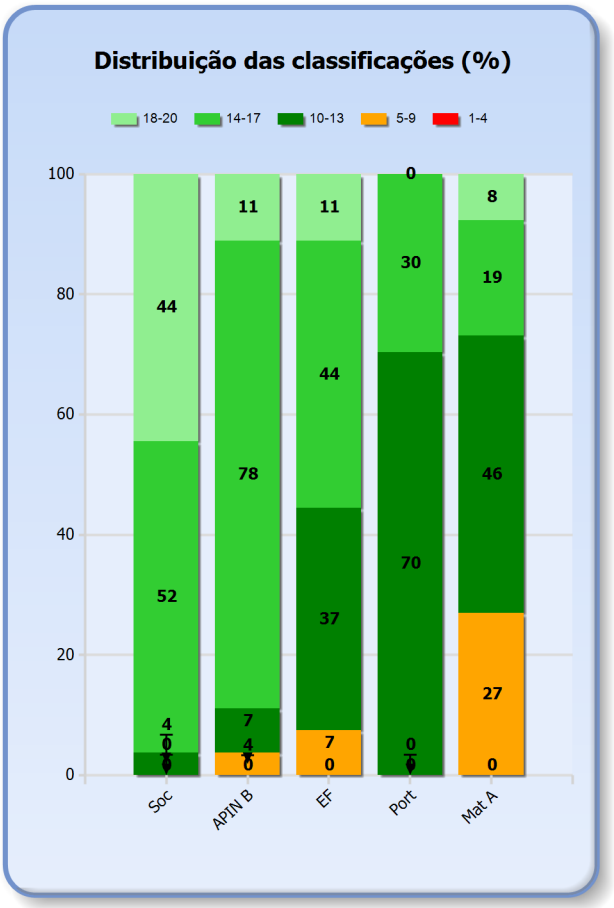
Distribuição das classificações (%)
18-20
14-17
10-13
5-9
1-4
100
80
60
40
20
0
44
52
4
11
78
7
4
11
44
37
7
0
30
70
0
8
19
46
27
0
Soc
APIN B
EF
Port
Mat A

12 9 (VF)

Média por disciplina
20
15
10
5
15,5
14,6
13,2
12,6
10,5
Econ C
Soc
EF
Port
Mat A

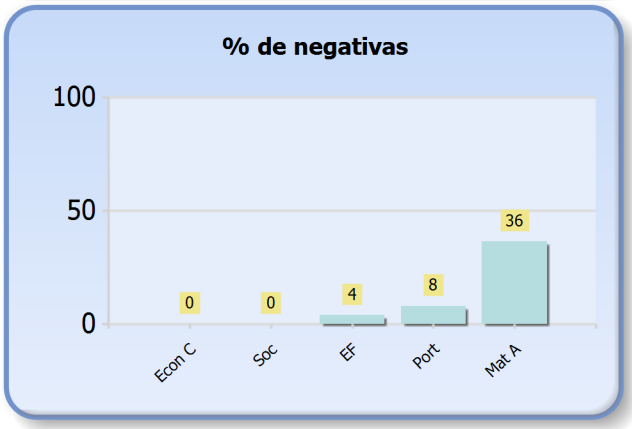
% de negativas
100
50
0
0
0
4
8
36
Econ C
Soc
EF
Port
Mat A

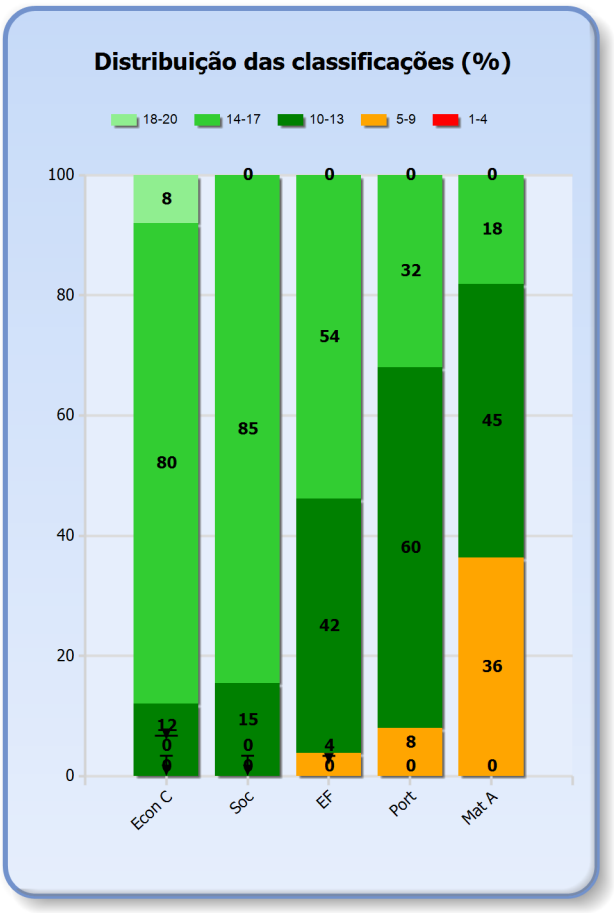
Distribuição das classificações (%)
18-20
14-17
10-13
5-9
1-4
100
80
60
40
20
0
8
80
12
0
0
0
85
15
0
0
0
54
42
4
0
0
32
60
8
0
0
18
45
36
0
Econ C
Soc
EF
Port
Mat A

Alunos com negativas por turma

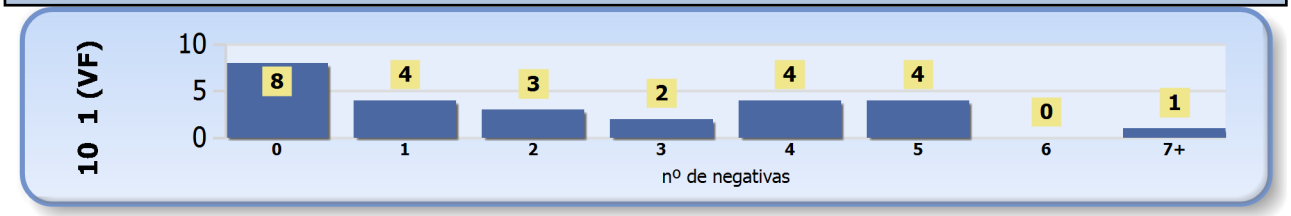







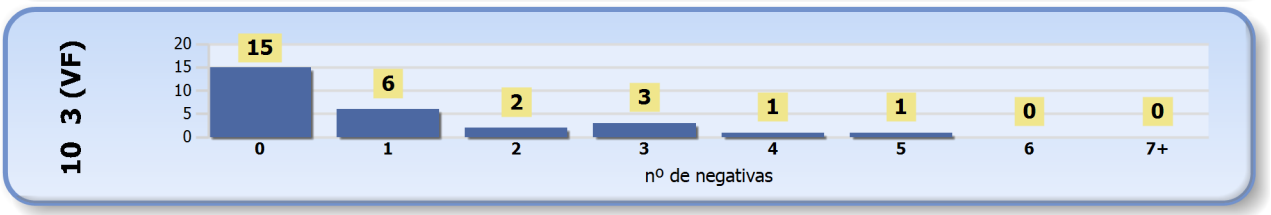

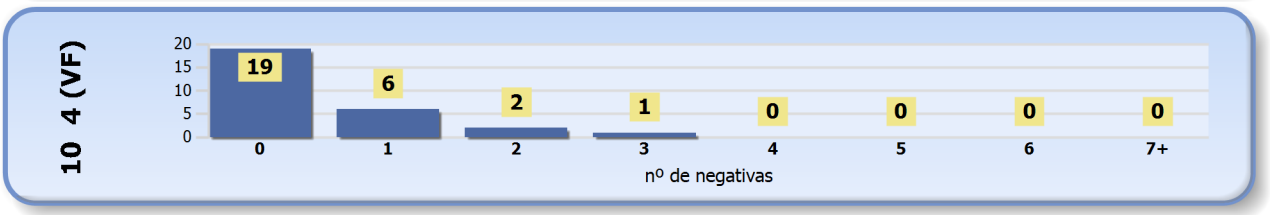

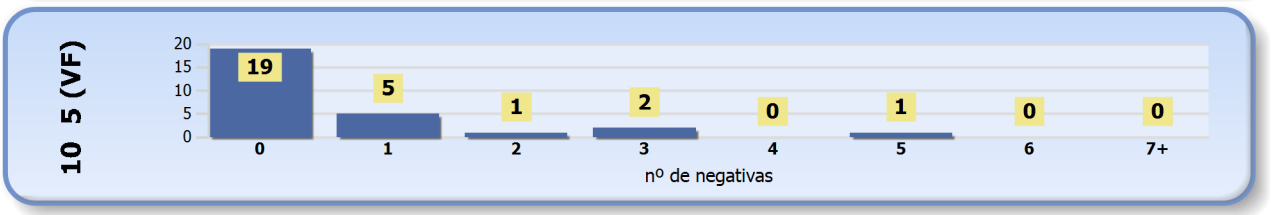

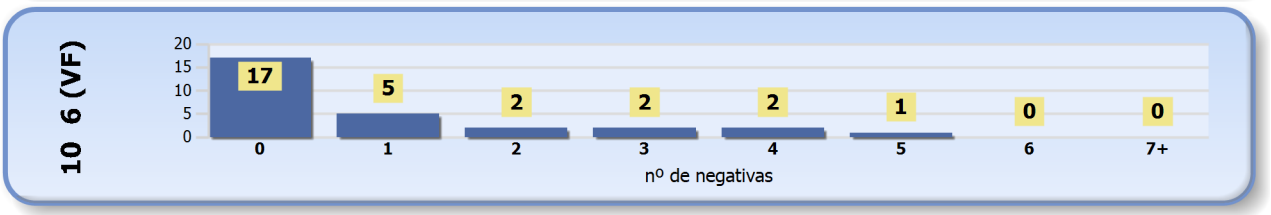

10 7 (VF)



10 8 (VF)



10 9 (VF)

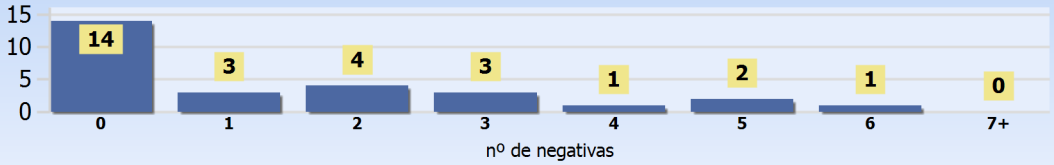

11 1 (VF)



11 10 (VF)



11 11 (VF)



11 12 (VF)



11 2 (VF)



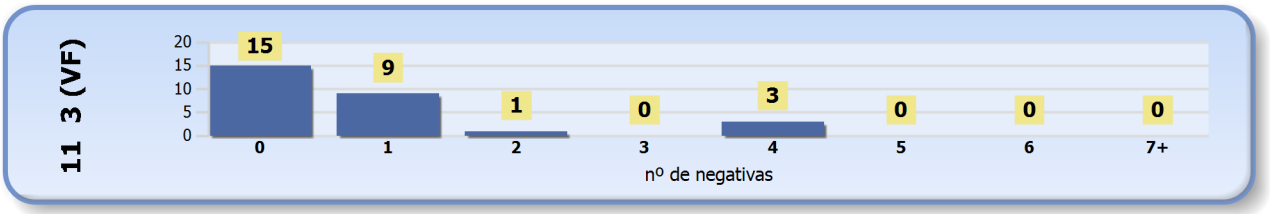
11 3 (VF)
15 9 1 0 3 0 0 0
0 1 2 3 4 5 6 7+
nº de negativas


11 4 (VF)
8 5 4 6 1 2 1 0
0 1 2 3 4 5 6 7+
nº de negativas


11 5 (VF)
14 5 2 6 1 0 0 0
0 1 2 3 4 5 6 7+
nº de negativas

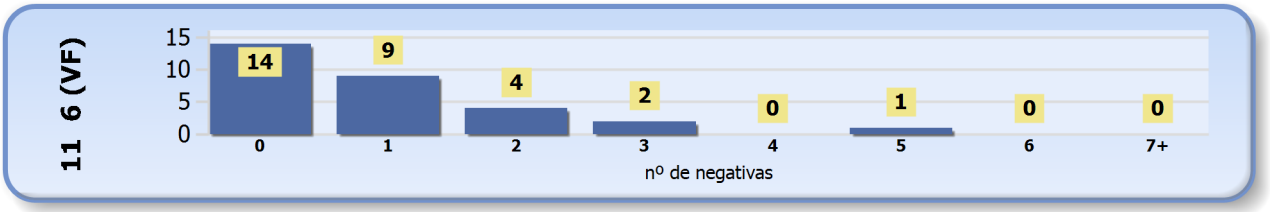
11 6 (VF)
14 9 4 2 0 1 0 0
0 1 2 3 4 5 6 7+
nº de negativas


11 7 (VF)
7 8 7 3 1 1 0 0
0 1 2 3 4 5 6 7+
nº de negativas


11 8 (VF)
7 10 2 3 2 3 1 0
0 1 2 3 4 5 6 7+
nº de negativas

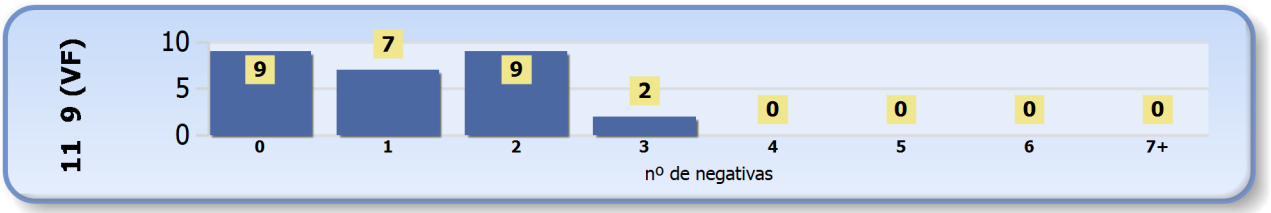
11 9 (VF)
9 7 9 2 0 0 0 0
0 1 2 3 4 5 6 7+
nº de negativas

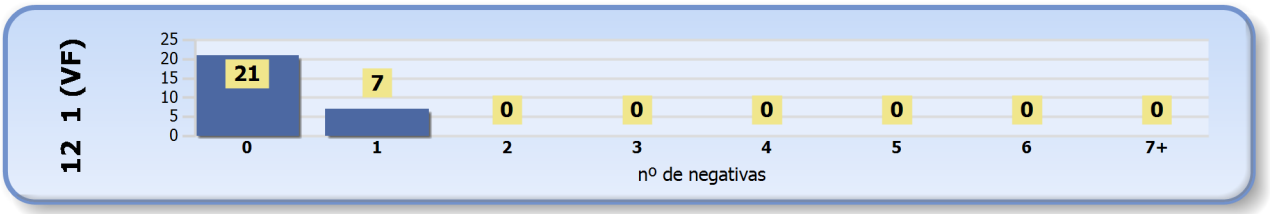
12 1 (VF)
21 7 0 0 0 0 0 0
0 1 2 3 4 5 6 7+
nº de negativas


12 10 (VF)
21
3
2
0
0
0
0
0
0 1 2 3 4 5 6 7+
nº de negativas


12 11 (VF)
23
3
2
0
0
0
0
0
0 1 2 3 4 5 6 7+
nº de negativas

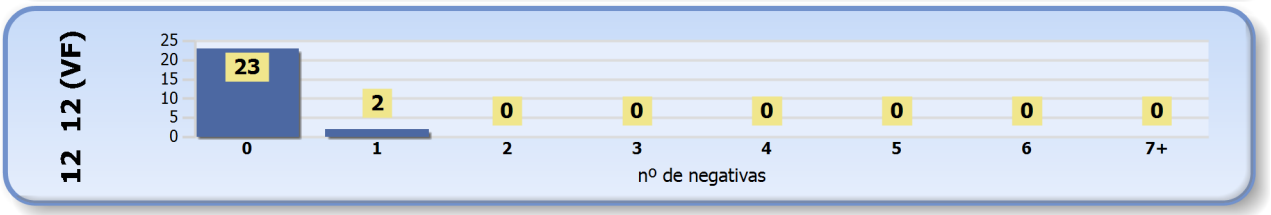
12 12 (VF)
23
2
0
0
0
0
0
0
0 1 2 3 4 5 6 7+
nº de negativas

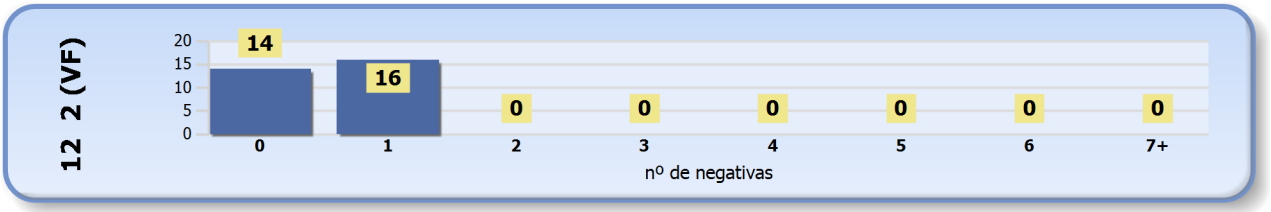
12 2 (VF)
14
16
0
0
0
0
0
0
0 1 2 3 4 5 6 7+
nº de negativas

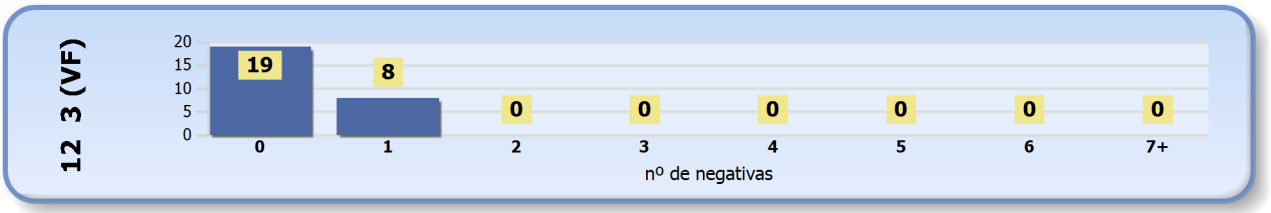
12 3 (VF)
19
8
0
0
0
0
0
0
0 1 2 3 4 5 6 7+
nº de negativas

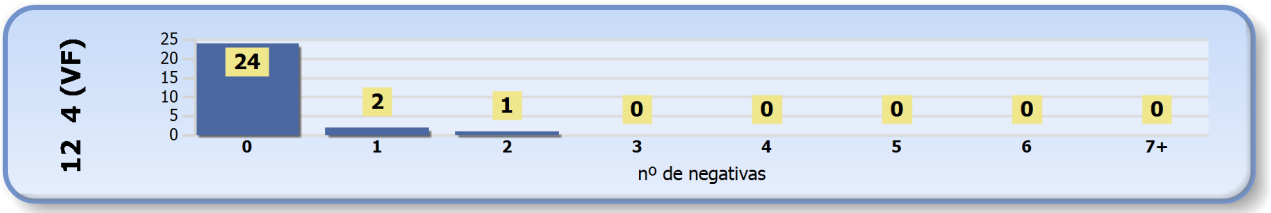
12 4 (VF)
24
2
1
0
0
0
0
0
0 1 2 3 4 5 6 7+
nº de negativas


12 5 (VF)
17
7
3
0
0
0
0
0
0 1 2 3 4 5 6 7+
nº de negativas


12 6 (VF)
19
4
3
1
0
0
0
0
0 1 2 3 4 5 6 7+
nº de negativas

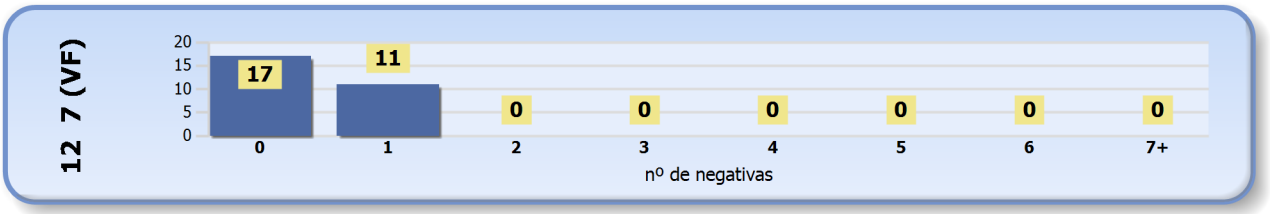
12 7 (VF)
20
15
10
5
0
17
11
0
0
0
0
0
0
0
1
2
3
4
5
6
7+
nº de negativas


12 8 (VF)
20
15
10
5
0
19
6
2
0
0
0
0
0
0
1
2
3
4
5
6
7+
nº de negativas

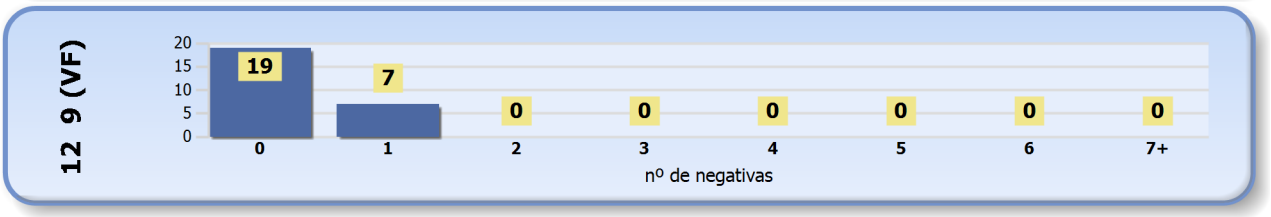
12 9 (VF)
20
15
10
5
0
19
7
0
0
0
0
0
0
0
1
2
3
4
5
6
7+
nº de negativas

Comparação entre turmas por ano letivo
10 ano

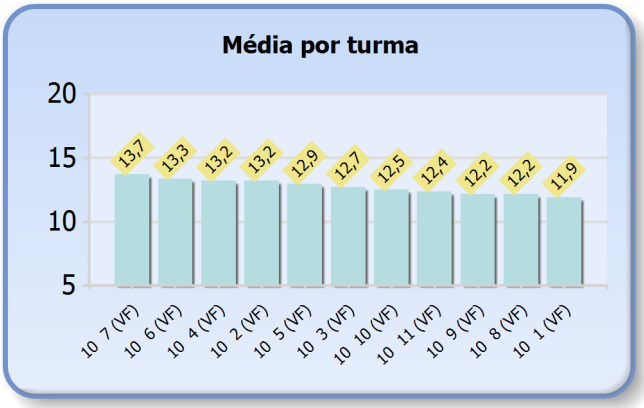

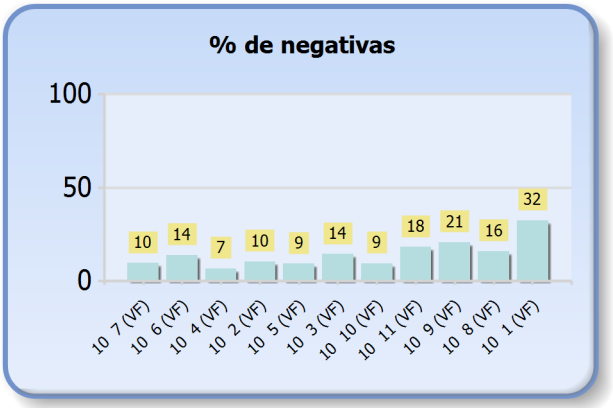

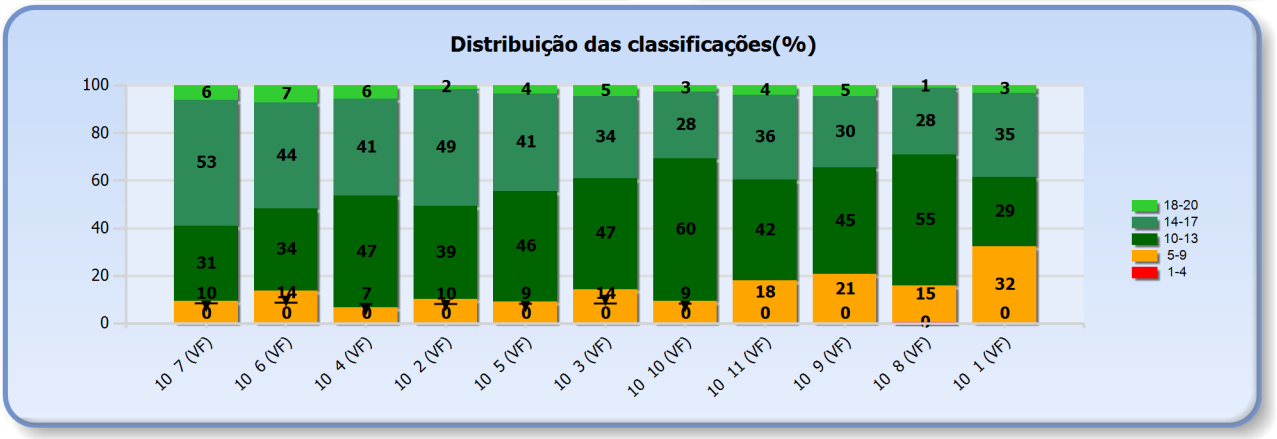

Média das disciplina por turma

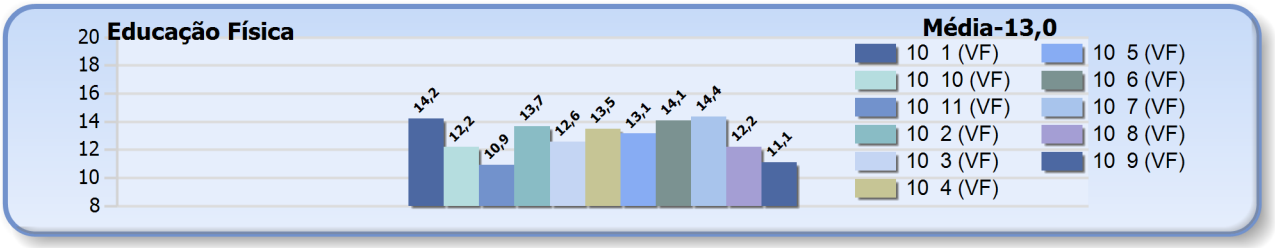

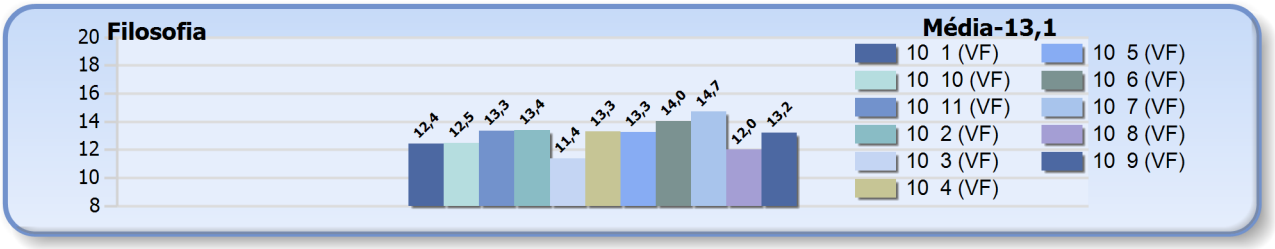

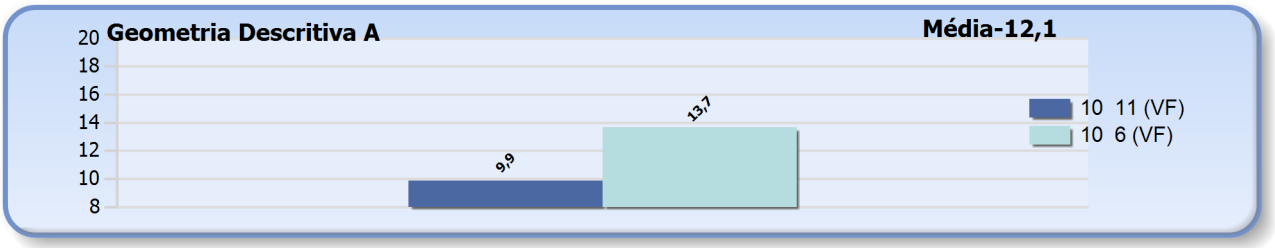
Geometria Descritiva A
Média-12,1
20
18
16
14
12
10
8
9,9
13,7
10 11 (VF)
10 6 (VF)

História da Cultura e das Artes
Média-13,1
20
18
16
14
12
10
8
13,1
10 11 (VF)

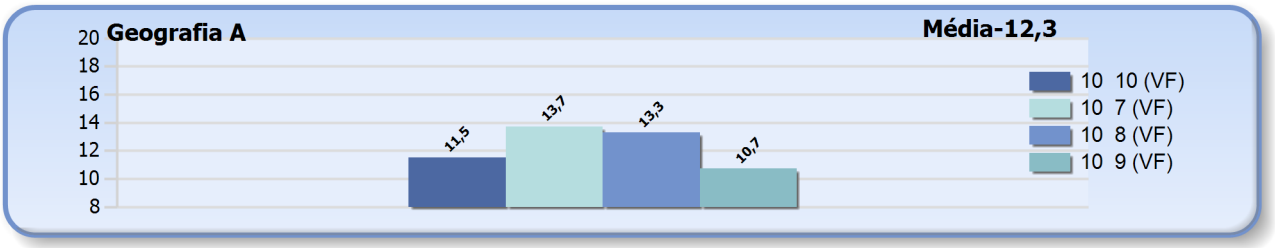
Geografia A
Média-12,3
20
18
16
14
12
10
8
11,5
13,7
13,3
10,7
10 10 (VF)
10 7 (VF)
10 8 (VF)
10 9 (VF)

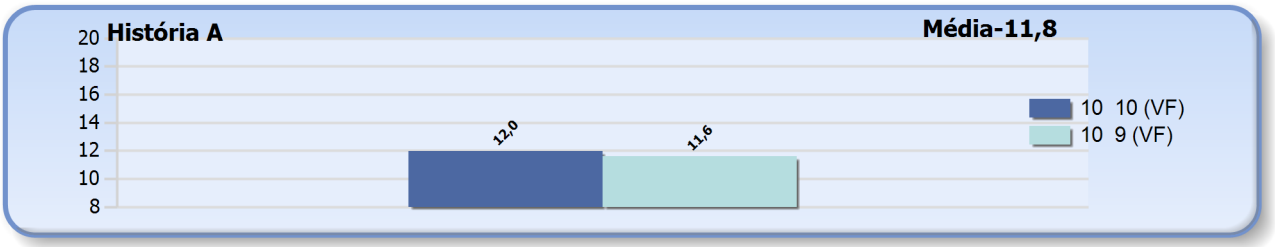
História A
Média-11,8
20
18
16
14
12
10
8
12,0
11,6
10 10 (VF)
10 9 (VF)

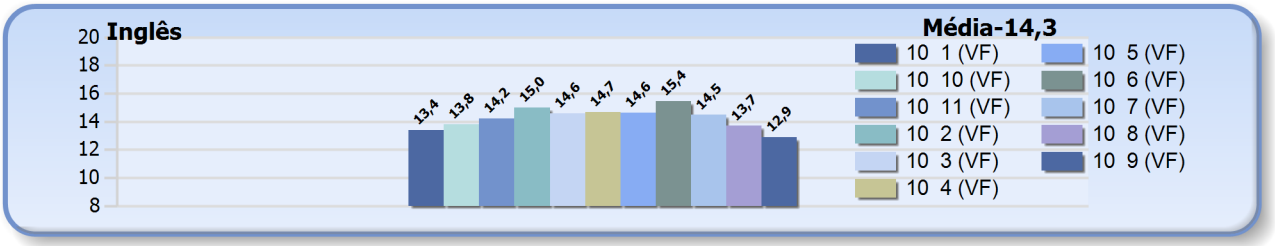
Inglês
Média-14,3
20
18
16
14
12
10
8
13,4
13,8
14,2
15,0
14,6
14,7
14,6
15,4
14,5
13,7
12,9
10 1 (VF)
10 10 (VF)
10 11 (VF)
10 2 (VF)
10 3 (VF)
10 4 (VF)
10 5 (VF)
10 6 (VF)
10 7 (VF)
10 8 (VF)
10 9 (VF)


Matemática Aplicada às Ciências Sociais
Média-13,6
20
18
16
14
12
10
8
13,6
10 10 (VF)

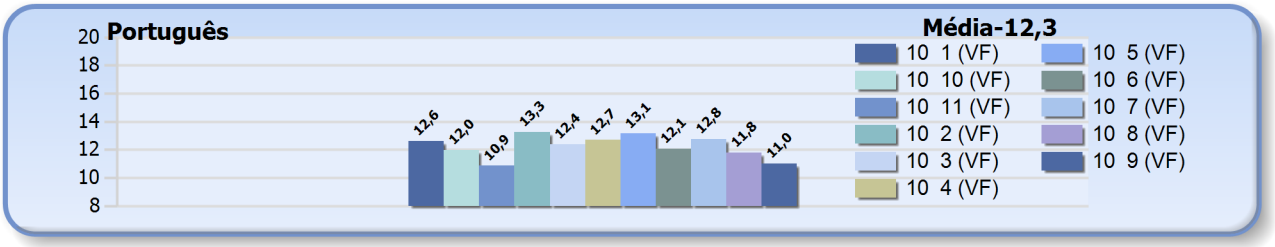
Português
Média-12,3
20
18
16
14
12
10
8
12,6
12,0
10,9
13,3
12,4
12,7
13,1
12,1
12,8
11,8
11,0
10 1 (VF)
10 10 (VF)
10 11 (VF)
10 2 (VF)
10 3 (VF)
10 4 (VF)
10 5 (VF)
10 6 (VF)
10 7 (VF)
10 8 (VF)
10 9 (VF)

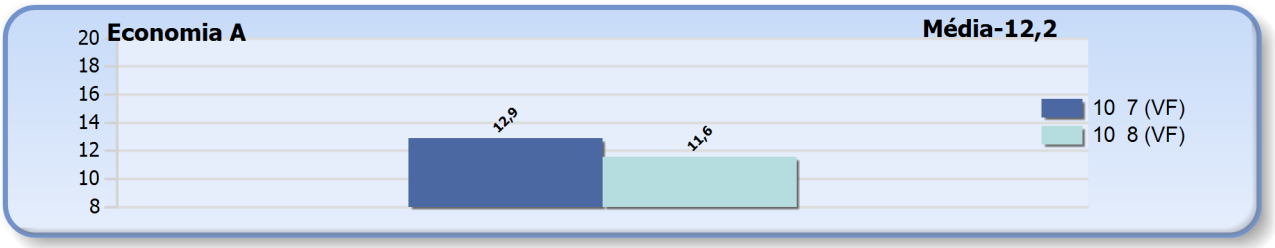
Economia A
Média-12,2
20
18
16
14
12
10
8
12,9
11,6
10 7 (VF)
10 8 (VF)

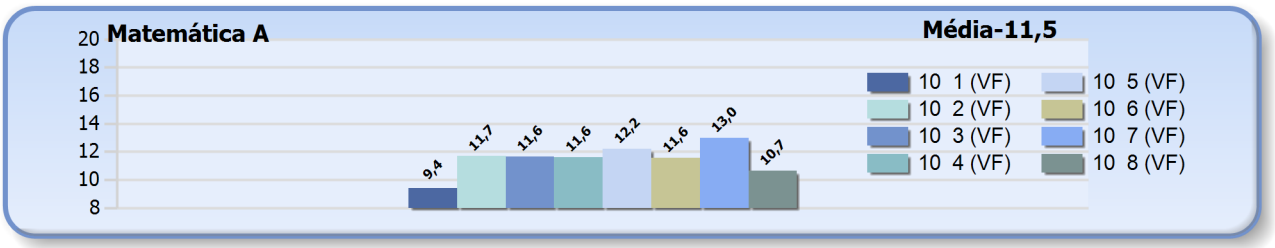
Matemática A
Média-11,5
20
18
16
14
12
10
8
9,4
11,7
11,6
11,6
12,2
11,6
13,0
10,7
10 1 (VF)
10 2 (VF)
10 3 (VF)
10 4 (VF)
10 5 (VF)
10 6 (VF)
10 7 (VF)
10 8 (VF)

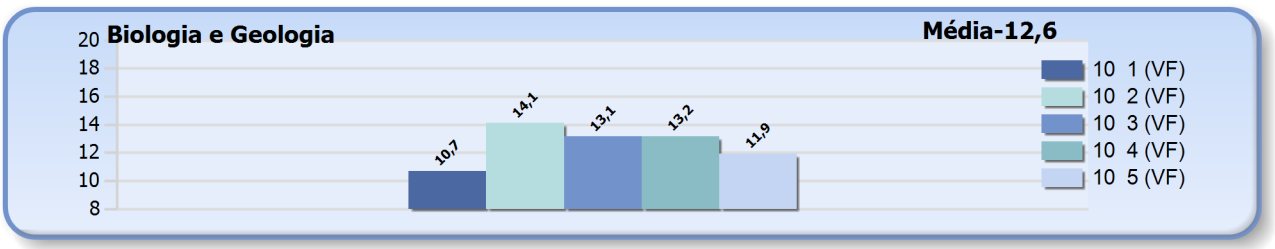
Biologia e Geologia
Média-12,6
20
18
16
14
12
10
8
10,7
14,1
13,1
13,2
11,9
10 1 (VF)
10 2 (VF)
10 3 (VF)
10 4 (VF)
10 5 (VF)

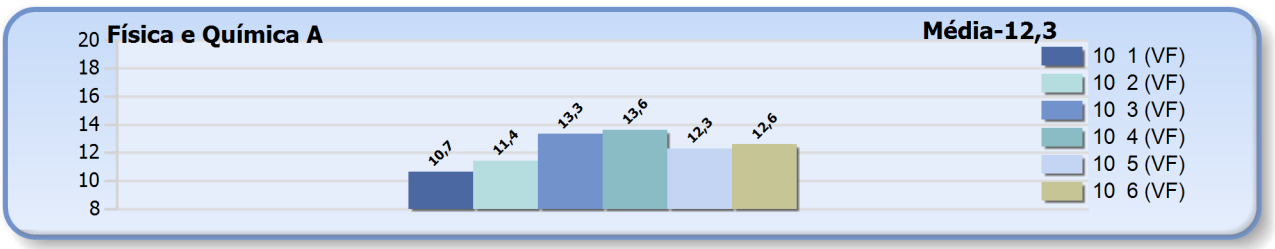
Física e Química A
Média-12,3
20
18
16
14
12
10
8
10,7
11,4
13,3
13,6
12,3
12,6
10 1 (VF)
10 2 (VF)
10 3 (VF)
10 4 (VF)
10 5 (VF)
10 6 (VF)

Alemão
Média-14,4
20
18
16
14
12
10
8
14,4
10 9 (VF)

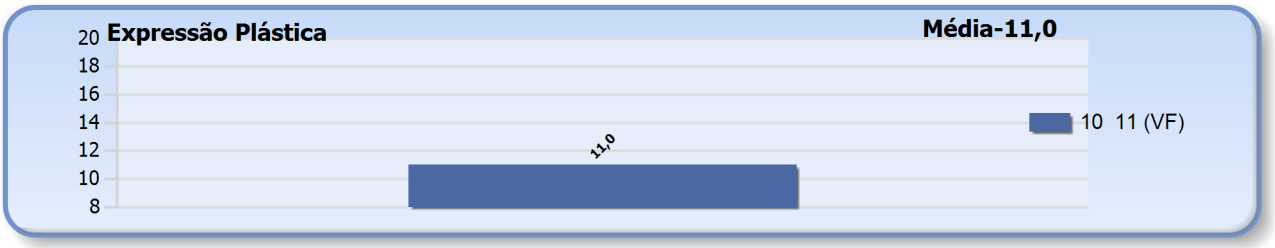
Expressão Plástica
Média-11,0
20
18
16
14
12
10
8
11,0
10 11 (VF)

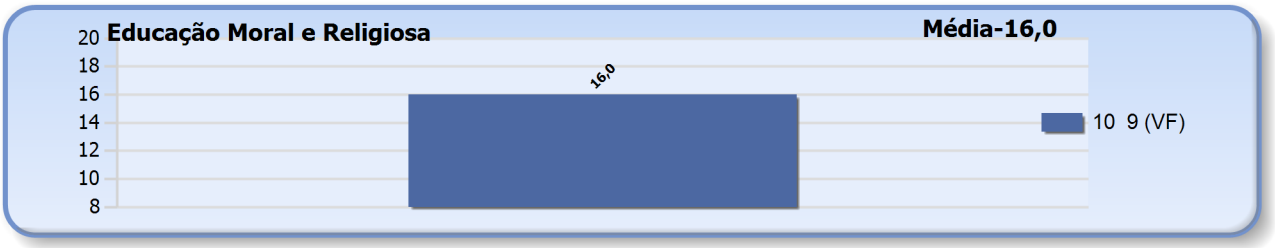
Educação Moral e Religiosa
Média-16,0
20
18
16
14
12
10
8
16,0
10 9 (VF)

Comparação entre turmas por ano letivo
11 ano

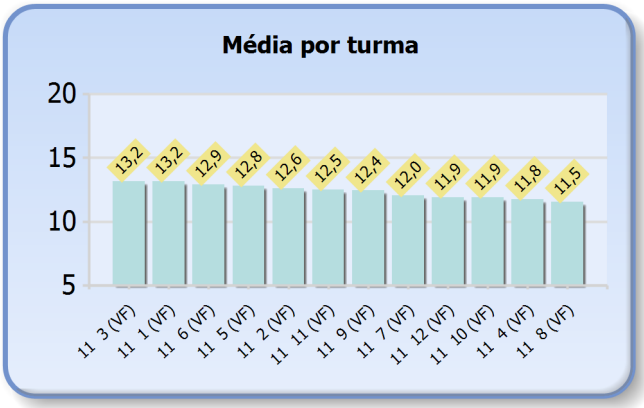

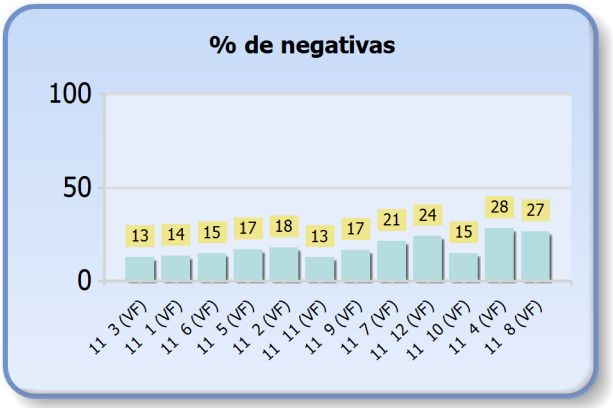

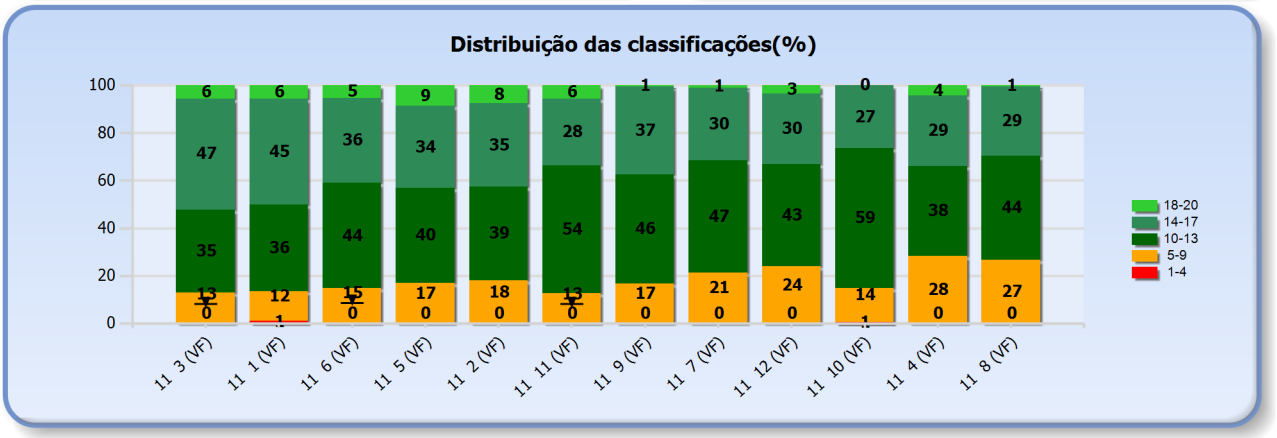

Média das disciplina por turma

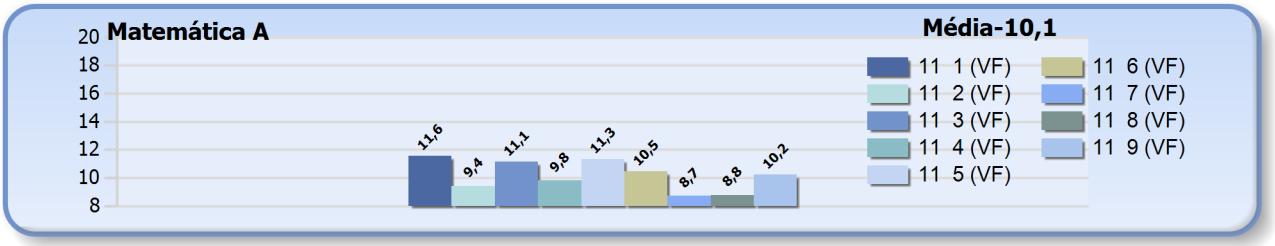

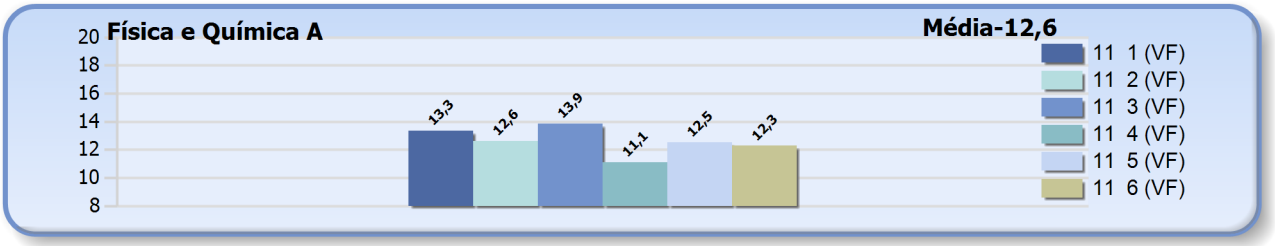

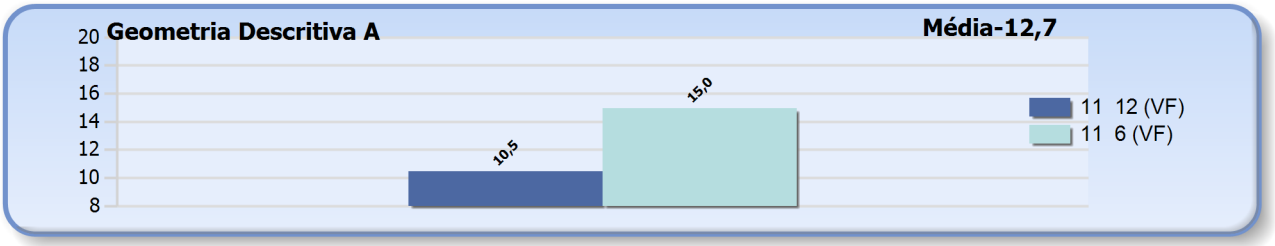

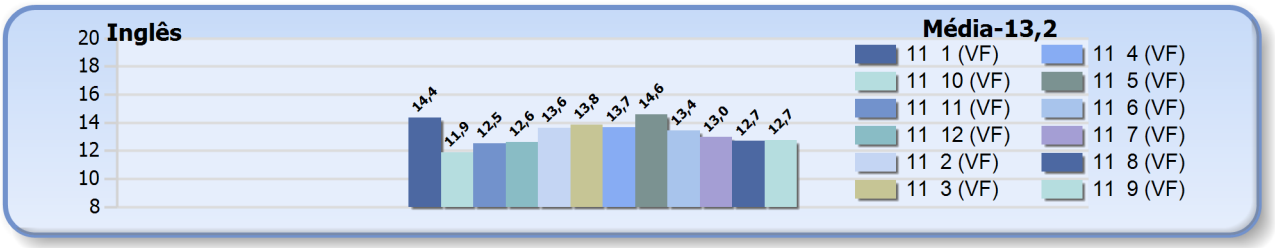
Inglês
Média-13,2
14,4 11,9 12,5 12,6 13,6 13,8 13,7 14,6 13,4 13,0 12,7 12,7
11 1 (VF)
11 10 (VF)
11 11 (VF)
11 12 (VF)
11 2 (VF)
11 3 (VF)
11 4 (VF)
11 5 (VF)
11 6 (VF)
11 7 (VF)
11 8 (VF)
11 9 (VF)

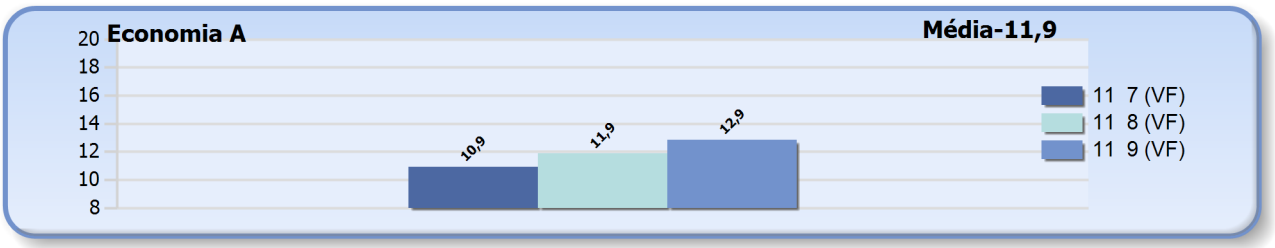
Economia A
Média-11,9
10,9 11,9 12,9
11 7 (VF)
11 8 (VF)
11 9 (VF)

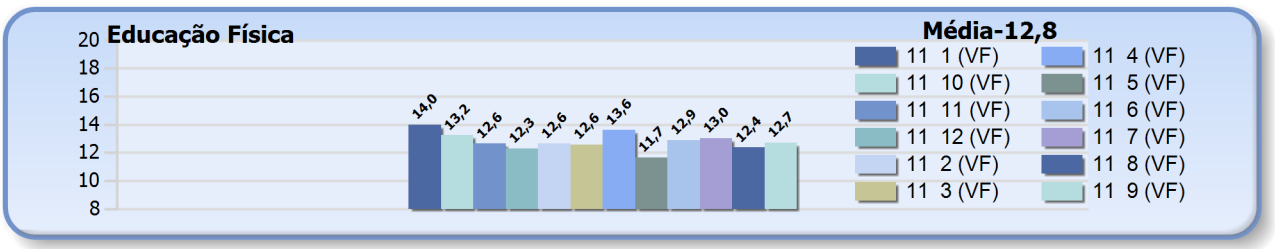
Educação Física
Média-12,8
14,0 13,2 12,6 12,3 12,6 12,6 13,6 11,7 12,9 13,0 12,4 12,7
11 1 (VF)
11 10 (VF)
11 11 (VF)
11 12 (VF)
11 2 (VF)
11 3 (VF)
11 4 (VF)
11 5 (VF)
11 6 (VF)
11 7 (VF)
11 8 (VF)
11 9 (VF)

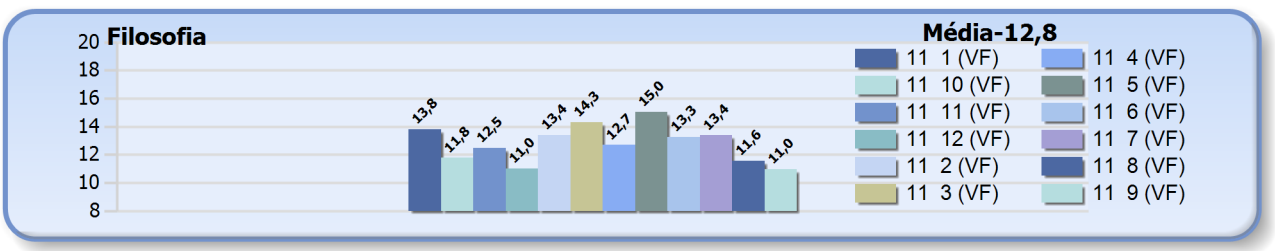
Filosofia
Média-12,8
13,8 11,8 12,5 11,0 13,4 14,3 12,7 15,0 13,3 13,4 11,6 11,0
11 1 (VF)
11 10 (VF)
11 11 (VF)
11 12 (VF)
11 2 (VF)
11 3 (VF)
11 4 (VF)
11 5 (VF)
11 6 (VF)
11 7 (VF)
11 8 (VF)
11 9 (VF)

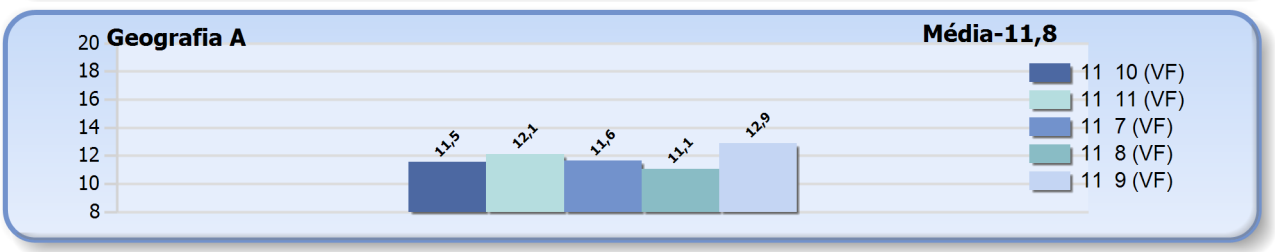
Geografia A
Média-11,8
11,5 12,1 11,6 11,1 12,9
11 10 (VF)
11 11 (VF)
11 7 (VF)
11 8 (VF)
11 9 (VF)

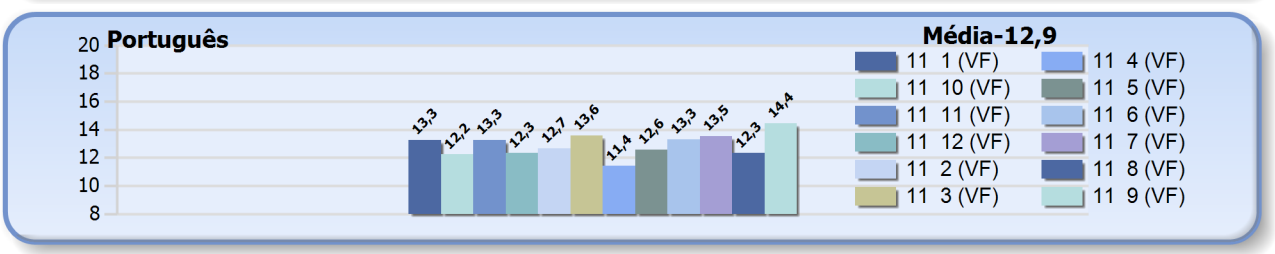
Português
Média-12,9
13,3 12,2 13,3 12,3 12,7 13,6 11,4 12,6 13,3 13,5 12,3 14,4
11 1 (VF)
11 10 (VF)
11 11 (VF)
11 12 (VF)
11 2 (VF)
11 3 (VF)
11 4 (VF)
11 5 (VF)
11 6 (VF)
11 7 (VF)
11 8 (VF)
11 9 (VF)

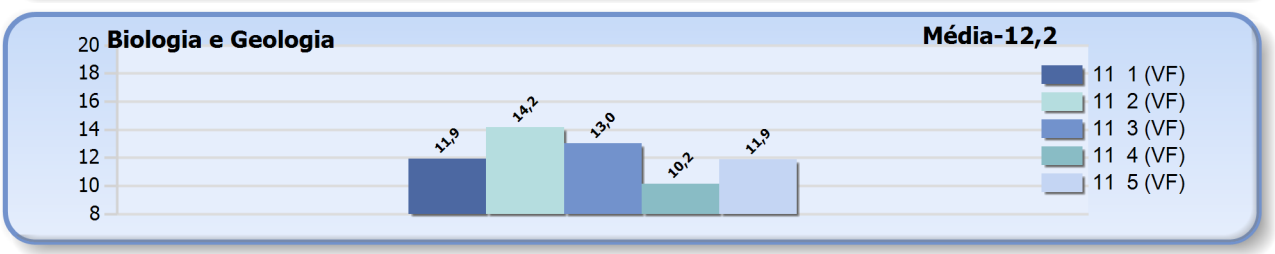
Biologia e Geologia
Média-12,2
11,9 14,2 13,0 10,2 11,9
11 1 (VF)
11 2 (VF)
11 3 (VF)
11 4 (VF)
11 5 (VF)

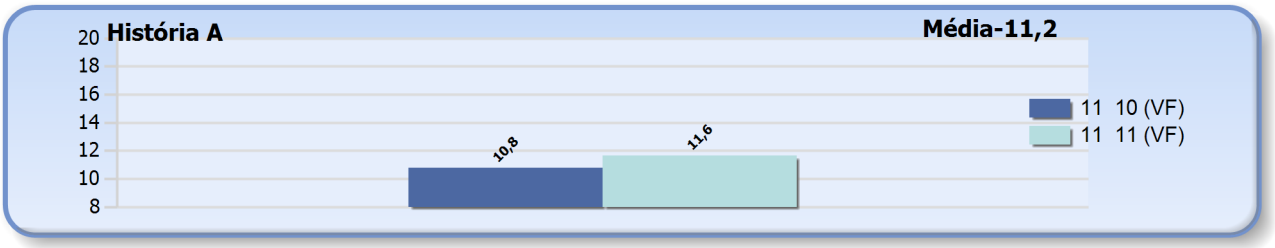
História A
Média-11,2
20
18
16
14
12
10
8
10,8
11,6
11 10 (VF)
11 11 (VF)


Matemática Aplicada às Ciências Sociais
Média-13,0
20
18
16
14
12
10
8
13,0
11 11 (VF)

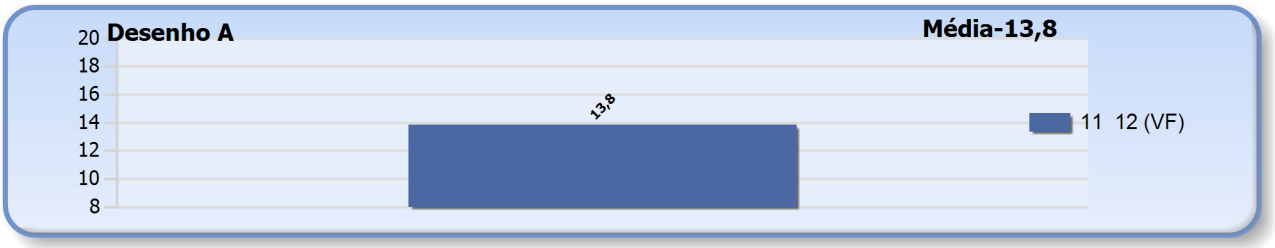
Desenho A
Média-13,8
20
18
16
14
12
10
8
13,8
11 12 (VF)

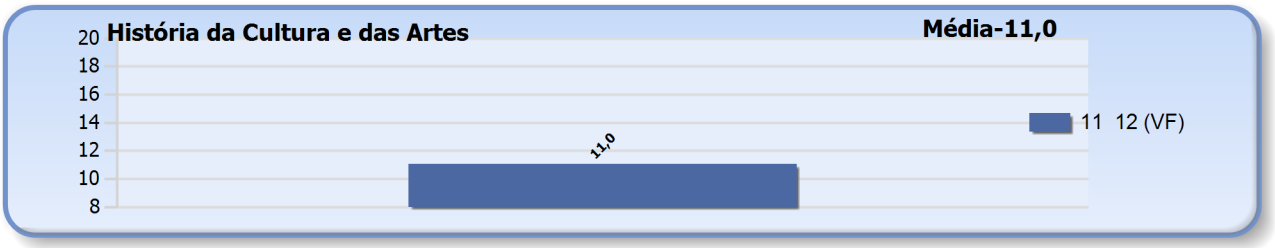
História da Cultura e das Artes
Média-11,0
20
18
16
14
12
10
8
11,0
11 12 (VF)

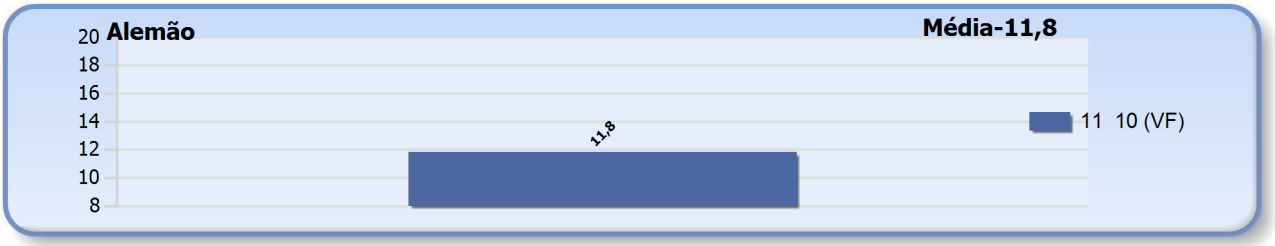
Alemão
Média-11,8
20
18
16
14
12
10
8
11,8
11 10 (VF)

Comparação entre turmas por ano letivo
12 ano

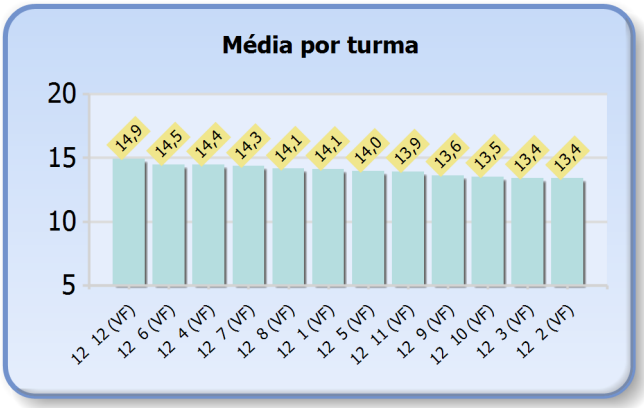



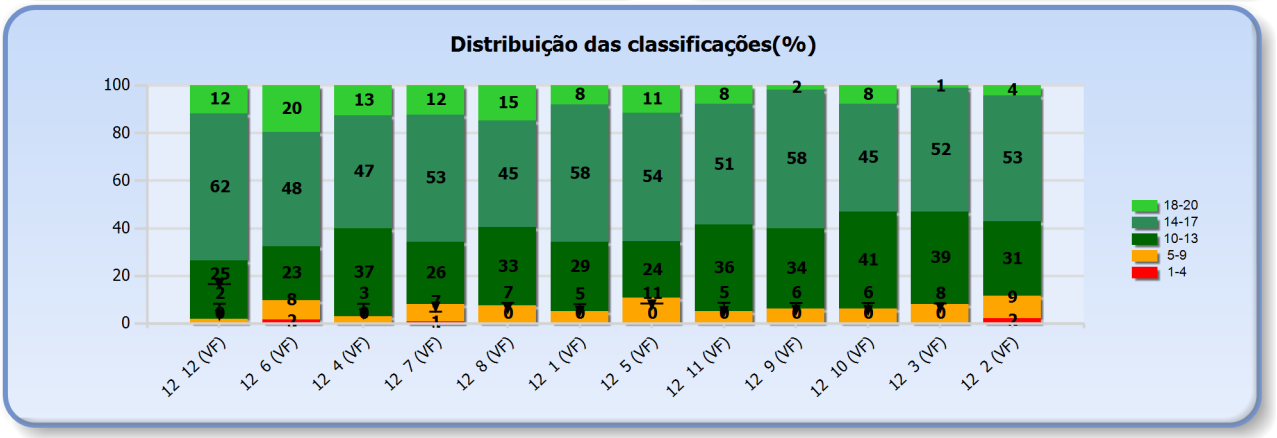

Média das disciplina por turma

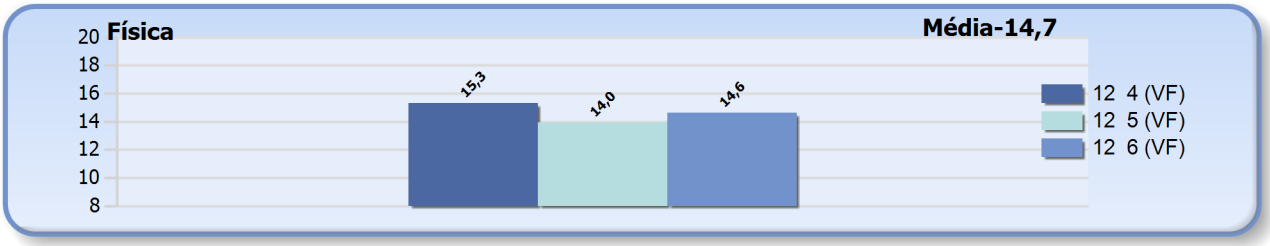

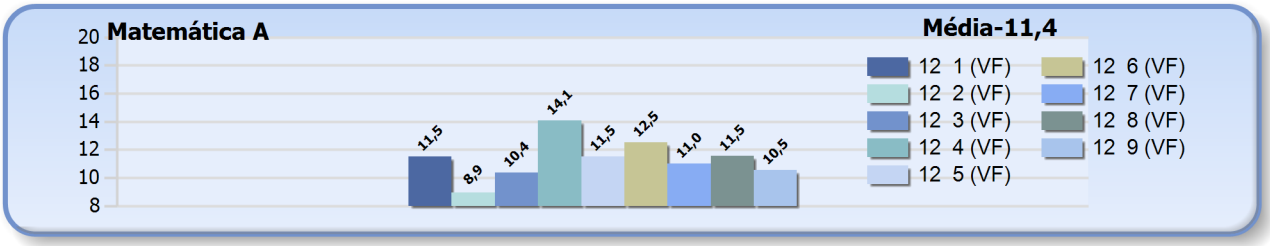

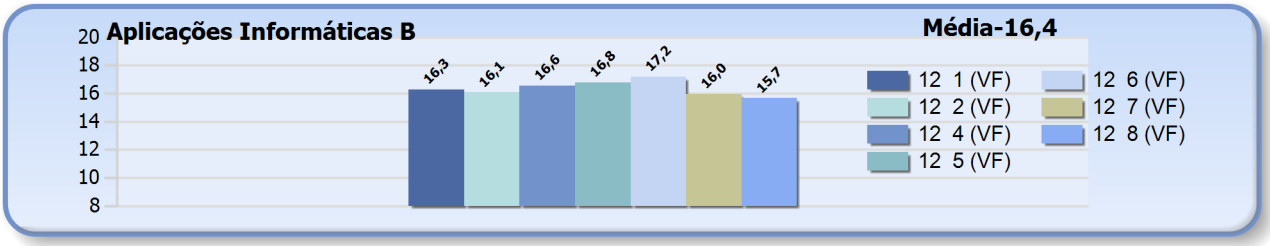

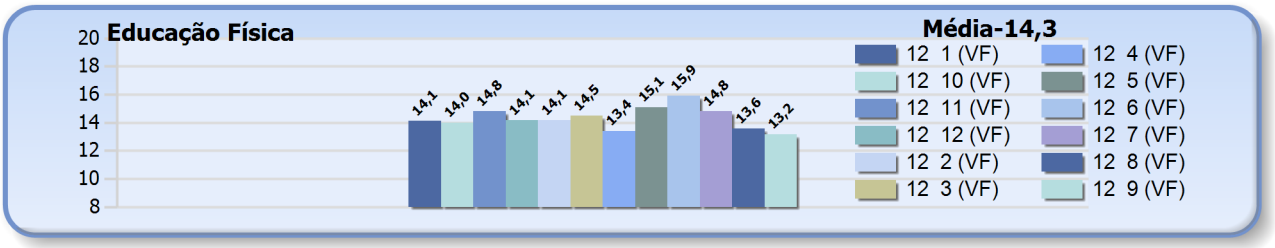
Educação Física
Média-14,3
20
18
16
14
12
10
8
14,1
14,0
14,8
14,1
14,1
14,5
13,4
15,1
15,9
14,8
13,6
13,2
12 1 (VF)
12 10 (VF)
12 11 (VF)
12 12 (VF)
12 2 (VF)
12 3 (VF)
12 4 (VF)
12 5 (VF)
12 6 (VF)
12 7 (VF)
12 8 (VF)
12 9 (VF)

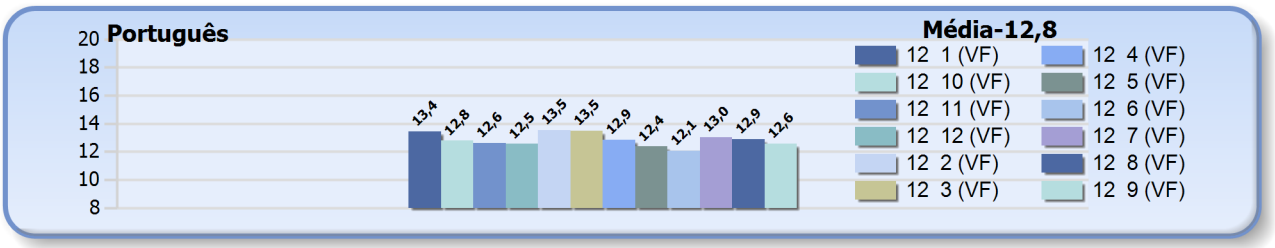
Português
Média-12,8
20
18
16
14
12
10
8
13,4
12,8
12,6
12,5
13,5
13,5
12,9
12,4
12,1
13,0
12,9
12,6
12 1 (VF)
12 10 (VF)
12 11 (VF)
12 12 (VF)
12 2 (VF)
12 3 (VF)
12 4 (VF)
12 5 (VF)
12 6 (VF)
12 7 (VF)
12 8 (VF)
12 9 (VF)

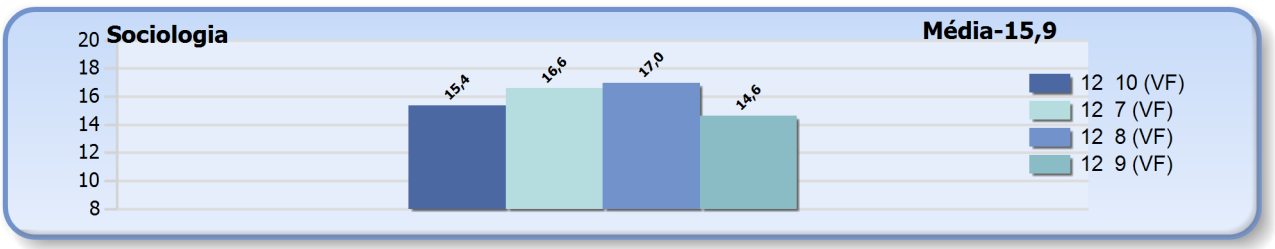
Sociologia
Média-15,9
20
18
16
14
12
10
8
15,4
16,6
17,0
14,6
12 10 (VF)
12 7 (VF)
12 8 (VF)
12 9 (VF)

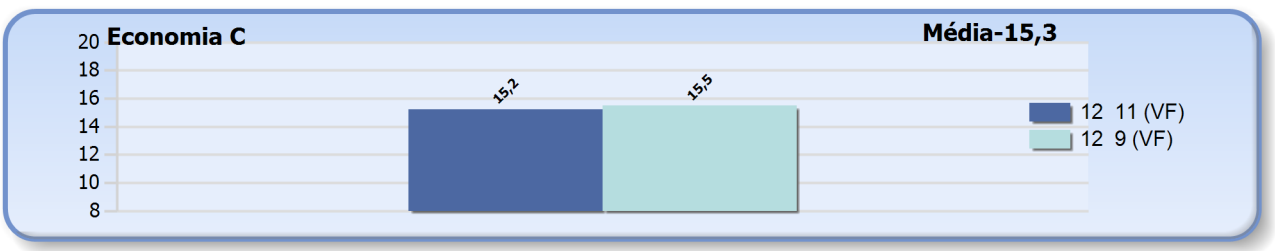
Economia C
Média-15,3
20
18
16
14
12
10
8
15,2
15,5
12 11 (VF)
12 9 (VF)

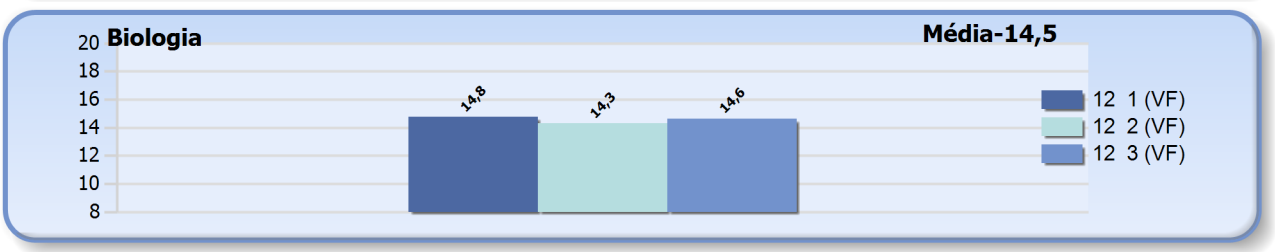
Biologia
Média-14,5
20
18
16
14
12
10
8
14,8
14,3
14,6
12 1 (VF)
12 2 (VF)
12 3 (VF)

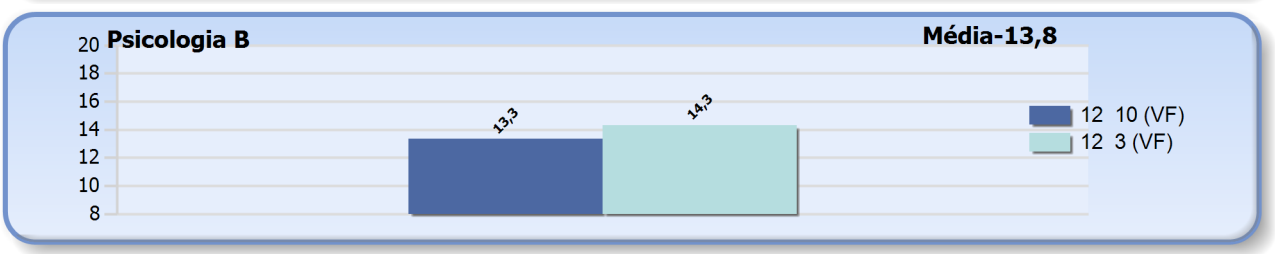
Psicologia B
Média-13,8
20
18
16
14
12
10
8
13,3
14,3
12 10 (VF)
12 3 (VF)

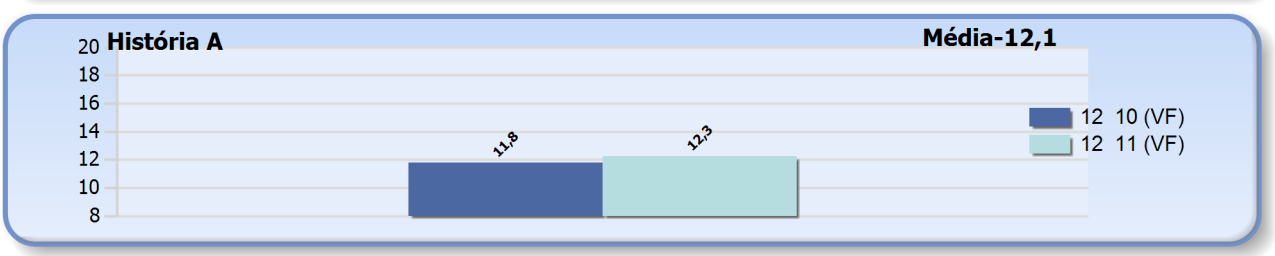
História A
Média-12,1
20
18
16
14
12
10
8
11,8
12,3
12 10 (VF)
12 11 (VF)

Inglês
Média-14,7
20
18
16
14
12
10
8
14,7
12 11 (VF)

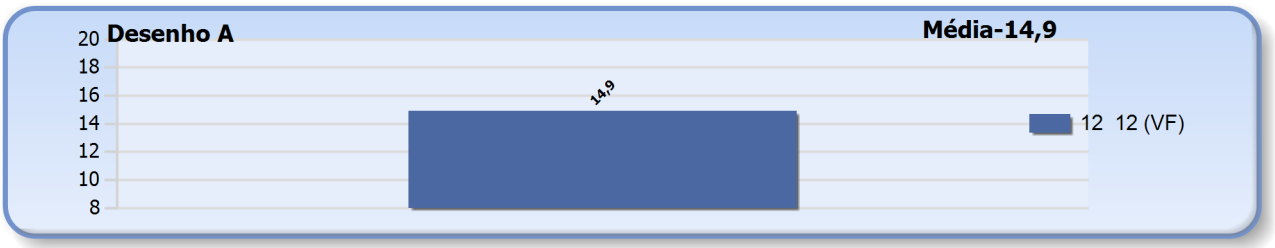
Desenho A
Média-14,9
20
18
16
14
12
10
8
14,9
12 12 (VF)

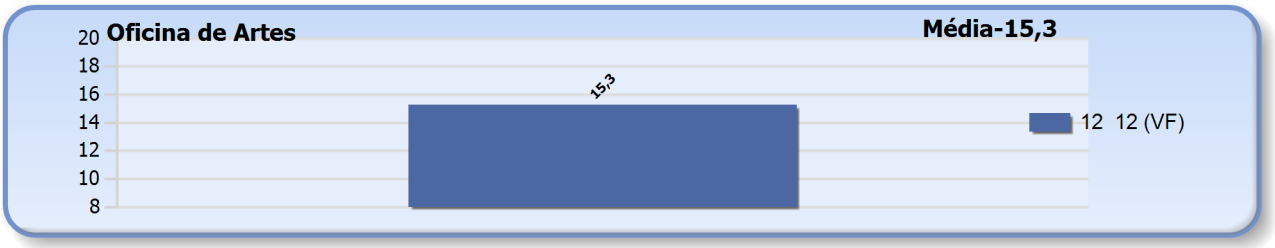
Oficina de Artes
Média-15,3
20
18
16
14
12
10
8
15,3
12 12 (VF)

Oficina Multimédia B
Média-17,5
20
18
16
14
12
10
8
17,5
12 12 (VF)

Comparação no secundário

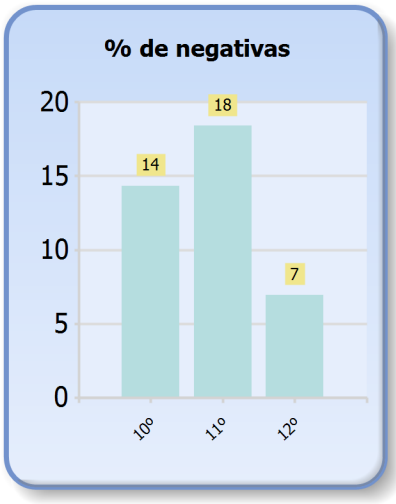

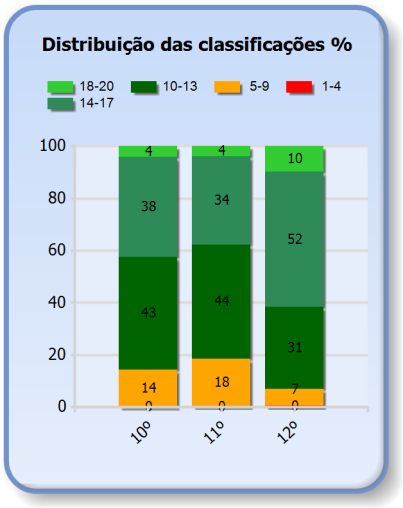

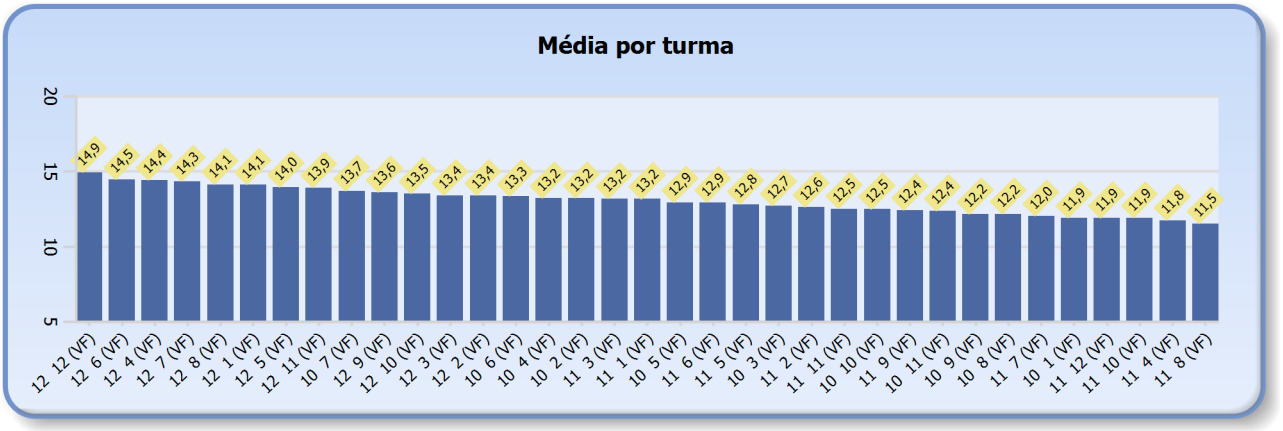

Média das disciplinas por ano

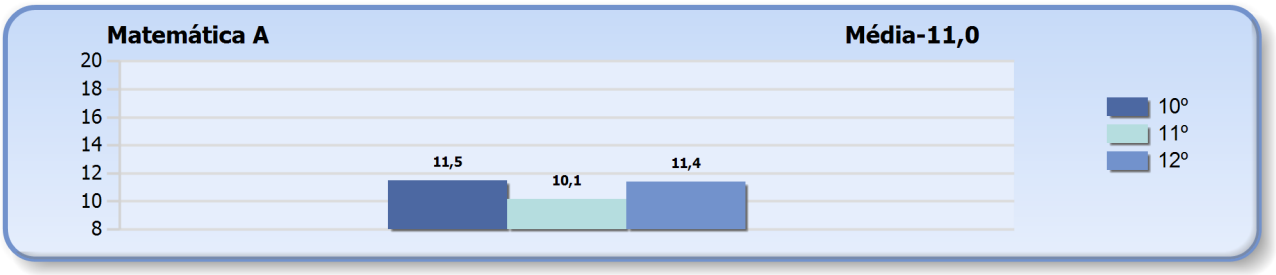

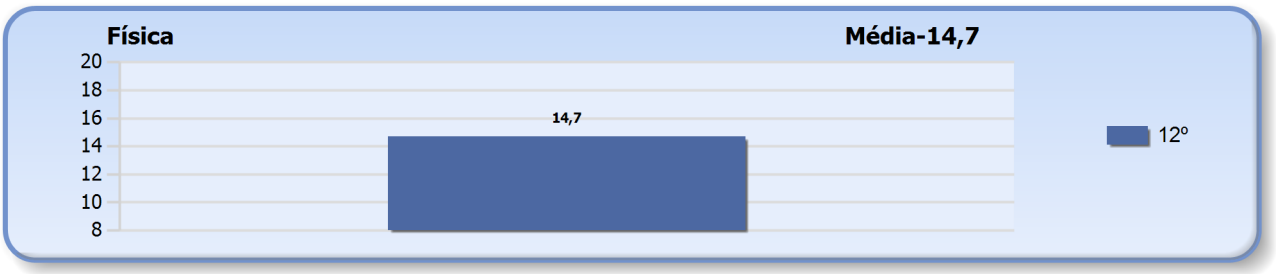

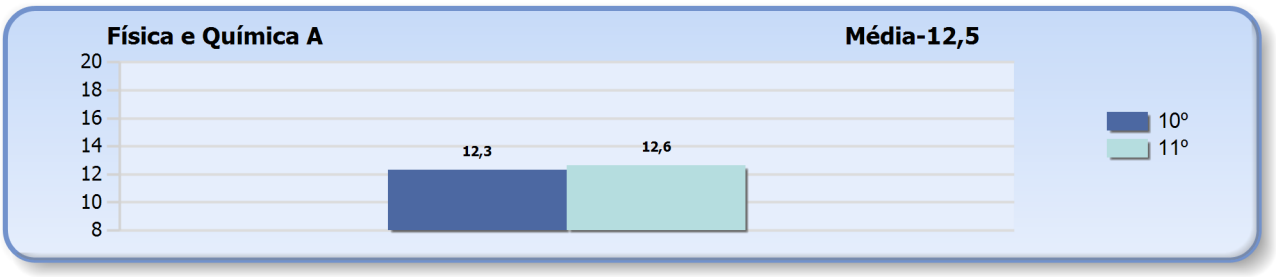
Física e Química A
Média-12,5
20
18
16
14
12
10
8
12,3
12,6
10º
11º


Aplicações Informáticas B
Média-16,4
20
18
16
14
12
10
8
16,4
12º

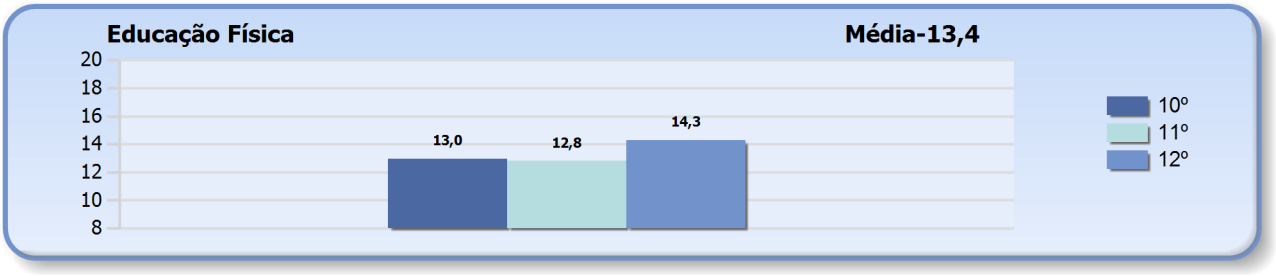
Educação Física
Média-13,4
20
18
16
14
12
10
8
13,0
12,8
14,3
10º
11º
12º

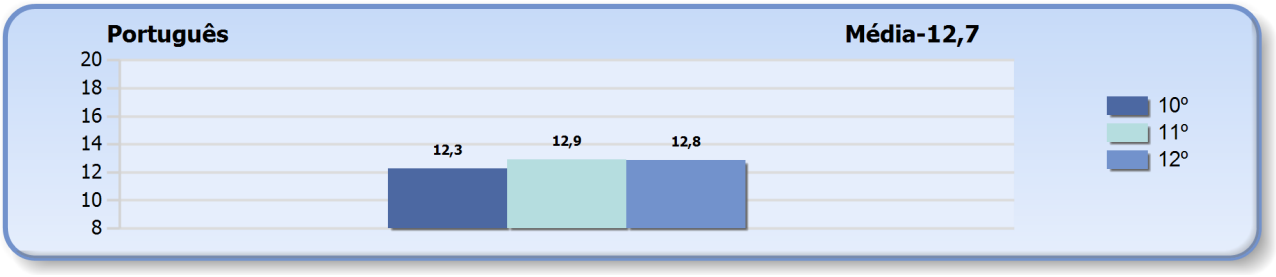
Português
Média-12,7
20
18
16
14
12
10
8
12,3
12,9
12,8
10º
11º
12º


Sociologia
Média-15,9
20
18
16
14
12
10
8
15,9
12º


Economia C
Média-15,3
20
18
16
14
12
10
8
15,3
12º


Biologia
Média-14,5
20
18
16
14
12
10
8
14,5
12º


Psicologia B
Média-13,8
20
18
16
14
12
10
8
13,8
12º

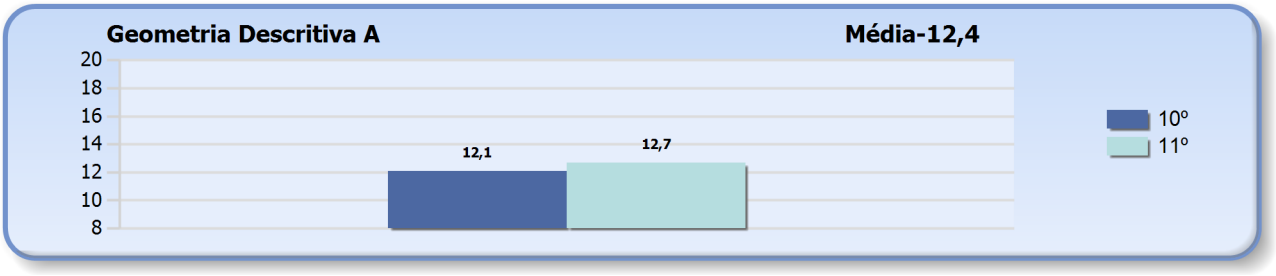
Geometria Descritiva A
Média-12,4
20
18
16
14
12
10
8
12,1
12,7
10º
11º

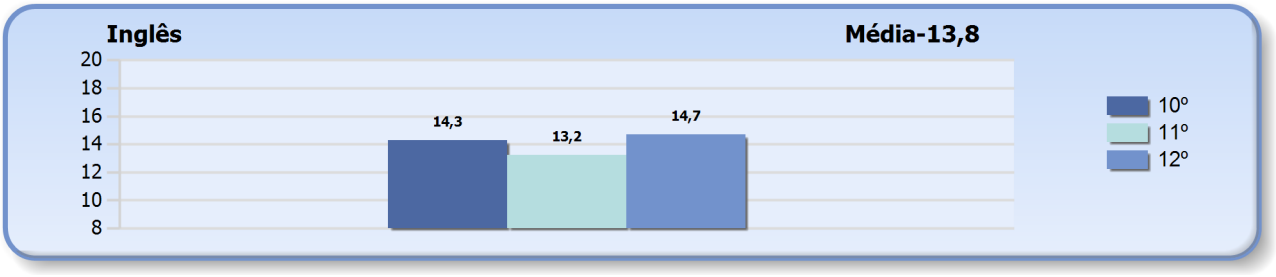
Inglês
Média-13,8
20
18
16
14
12
10
8
14,3
13,2
14,7
10º
11º
12º

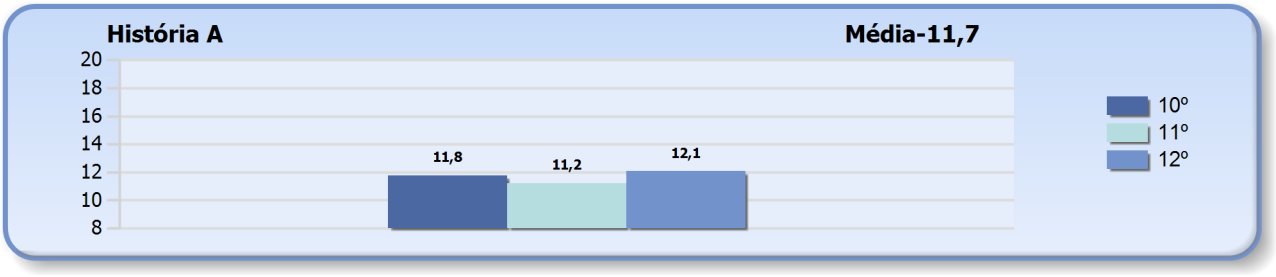
História A
Média-11,7
20
18
16
14
12
10
8
11,8
11,2
12,1
10º
11º
12º

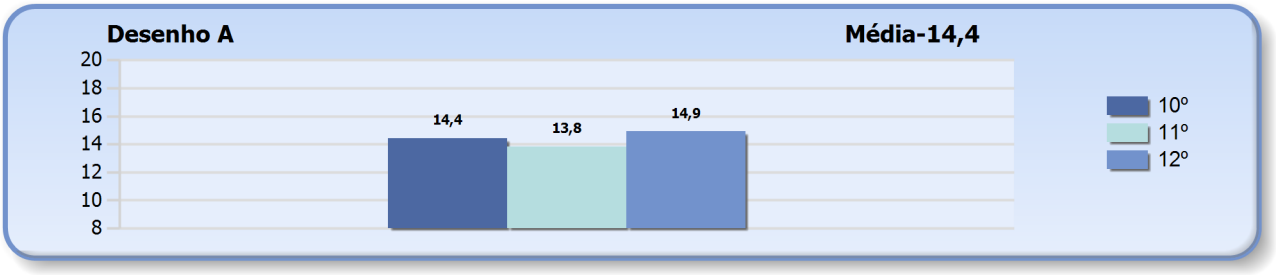
Desenho A
Média-14,4
20
18
16
14
12
10
8
14,4
13,8
14,9
10º
11º
12º

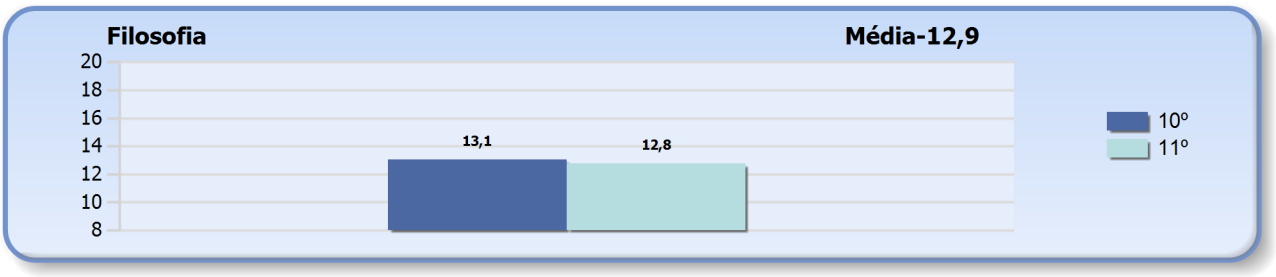
Filosofia
Média-12,9
20
18
16
14
12
10
8
13,1
12,8
10º
11º

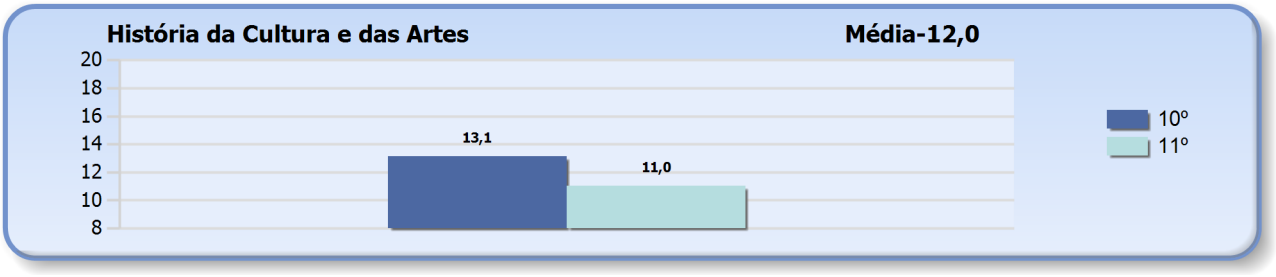
História da Cultura e das Artes
Média-12,0
20
18
16
14
12
10
8
13,1
11,0
10º
11º


Oficina de Artes
Média-15,3
20
18
16
14
12
10
8
15,3
12º


Oficina Multimédia B
Média-17,5
20
18
16
14
12
10
8
17,5
12º

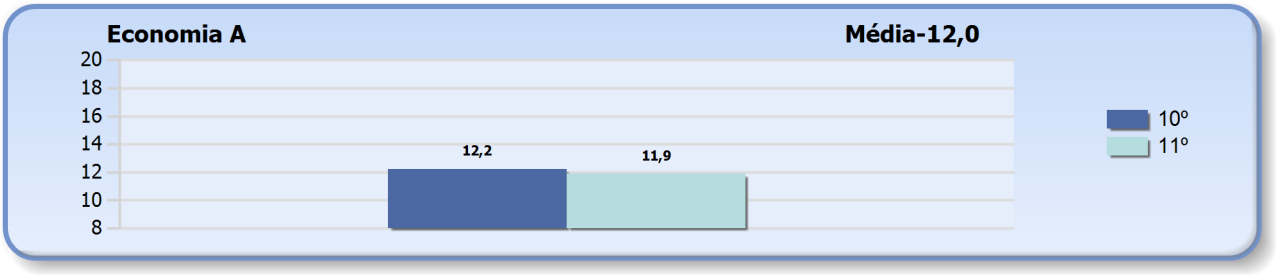
Economia A
Média-12,0
20
18
16
14
12
10
8
12,2
11,9
10º
11º

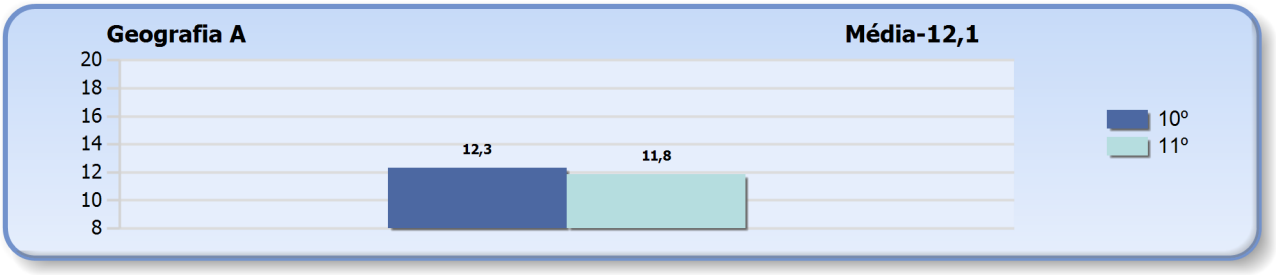
Geografia A
Média-12,1
20
18
16
14
12
10
8
12,3
11,8
10º
11º

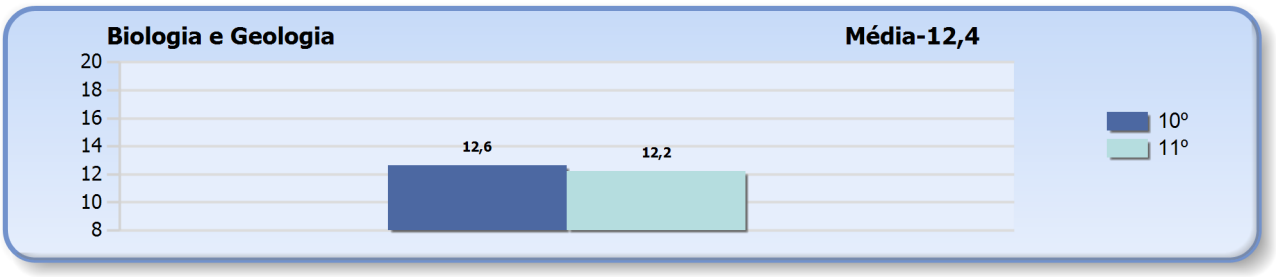
Biologia e Geologia
Média-12,4
20
18
16
14
12
10
8
12,6
12,2
10º
11º

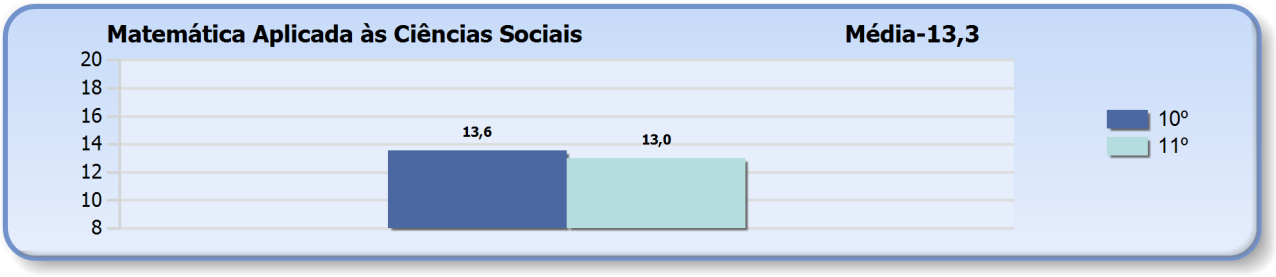
Matemática Aplicada às Ciências Sociais
Média-13,3
20
18
16
14
12
10
8
13,6
13,0
10º
11º

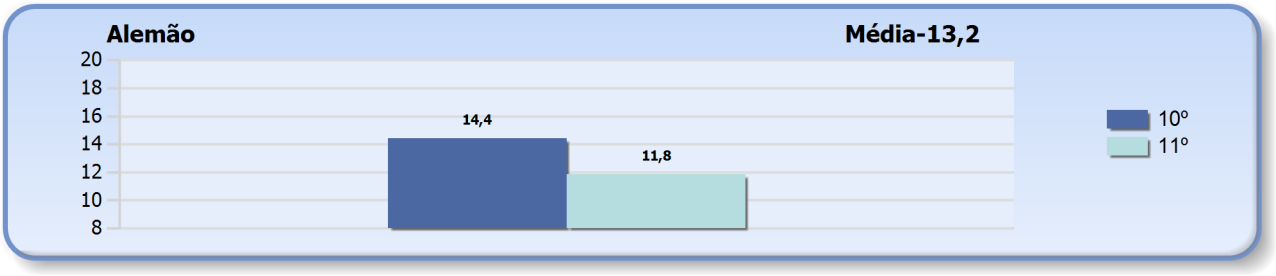
Alemão
Média-13,2
20
18
16
14
12
10
8
14,4
11,8
10º
11º

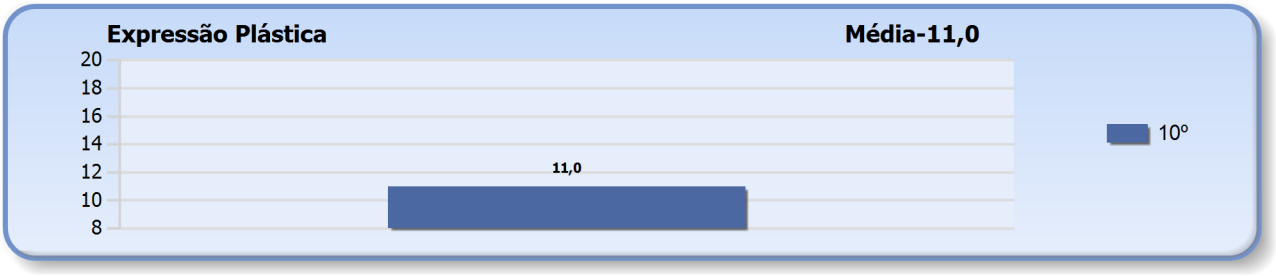
Expressão Plástica
Média-11,0
20
18
16
14
12
10
8
11,0
10º


Educação Moral e Religiosa
Média-16,0
20
18
16
14
12
10
8
16,0
10º